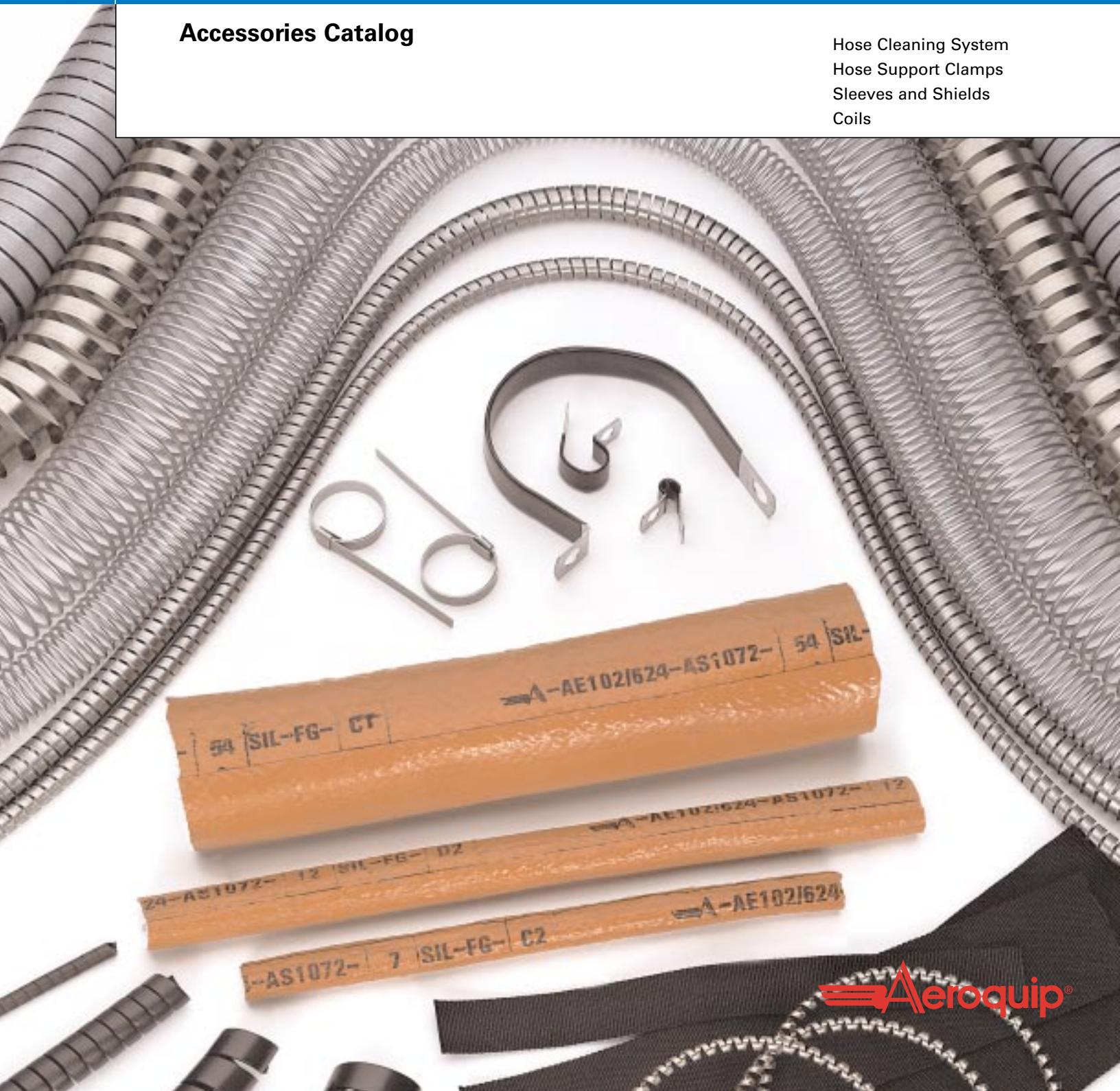


EATON

Aeroquip

Accessories Catalog

Hose Cleaning System
Hose Support Clamps
Sleeves and Shields
Coils



Aeroquip

Table of Contents

Assembly Instructions	
Hose and Reusable Fittings	3
Accessories	
Hose Cleaning System and Insertion Gages	6
Hose Protectors	7
Hose Spacers and Looms	8
Support Clamps	9
Sleeving	10
Bundling Straps	12
Protective Coils, Sleeves & Clamps	14
Hose Accessories	16

Assembly Instructions

Hose and Reusable Fittings

Steel protective coil sleeve



Part No. 900705
(sleeve)

Steel protective coil spring



Part No. 900564
(spring)

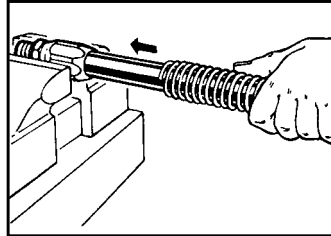
(Refer to page 14)

Plastic coil sleeve



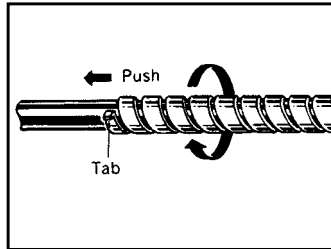
Part No. 900952
(sleeve)

(Refer to page 15)



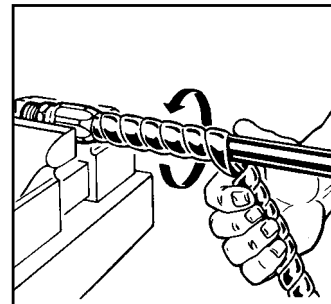
Step 1

Follow the appropriate assembly instructions through the assembly of one end fitting. Insert one end fitting in vise.



Step 2

Cut coil length. Coil should be cut to overall assembly length "OA" minus the sum of the overall length of each end fitting. ("A" dimension).



Step 3

3a) 900705 Steel Protective Coil Sleeve

The hose and the coil should be held straight. Taping or capping the hose end can prevent frayed wire ends from snagging on the coil. Bend one end to the coil outward to form a slight tab to assist grasping. (Cut off or bend back when installation is complete.) Hold the tab with the thumb of one hand while twisting the coil clockwise approximately one foot back from the coil tab. When the coil opens up sufficiently, slip the tab end to the coil over the hose. Move the coil onto the hose by pulling at the tab end while pushing with the other hand. Be careful not to exceed the resiliency of the coil by stretching it too far.

3b) 900564 Steel Protective Coil Spring

Slide coil over hose.

Step 4

Proceed with assembly of second end fitting.

Step 1

Follow the appropriate hose assembly instructions through the assembly of both end fittings. Insert end fitting in vise.

Step 2

Cut coil length. Coil should be cut to overall assembly length "OA" minus the sum of the overall length of each end fitting. ("A" dimension).

Step 3

Wrap the coil on the hose.

Assembly Instructions

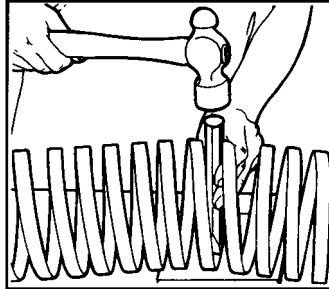
Hose and Reusable Fittings

Internal support coils



Part Nos. 222005, 222022


(Refer to page 14)



Step 1

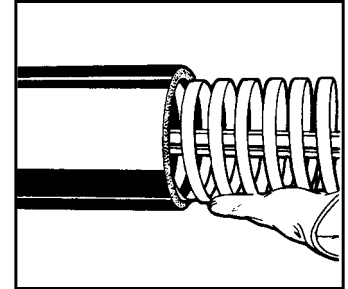
Cut coil length. The coils should be cut to the hose length, minus the nipple intrusion. For any given hose assembly the support coil length equals the overall hose assembly length minus the sum of the overall lengths of each end fitting. ("A" dimensions.)

Small size of the coil can usually be cut with strap cutters or sheet metal shears. The larger sizes are best cut with a heavy sharp chisel or bolt cutter. With small sizes skip directly to Step 3.



Step 2

Compress the coil (large sizes only). It is necessary to reduce the coil diameter slightly in order to insert it into the hose. The easiest approach is to use a length of pipe with a notch cut in one end. Clamp the plain end of the pipe in a vise, slide the coil over the pipe and insert the free end of the coil into the notched end of the pipe. Then clamp the coil and pipe firmly together. Twist the coil to compress it prior to installation into the hose.



Step 3

Small sizes: The coil can be worked into the hose by hand without difficulty. Remove all burrs from the coil prior to insertion. This will prevent cutting of the hose tube. Position the coil midway between hose ends.

Large sizes: With the pipe still in position, as in Step 2, assemble the hose over the coil. With the coil fully centered in the hose, remove the pipe and clamp.

Bundling Sleeves



Part No. FC676

(Refer to page 10)

Assembly procedures

- 1.) Measure the length of bundling sleeve required and cut to length.
- 2.) Begin folding over the bottom portions of the sleeve material.
- 3.) Fold over one end of the hook & loop material and fasten to the bottom. Work your way up the entire length of sleeve this way.
- 4.) Your hoses are now secure and bundled.



Assembly Instructions

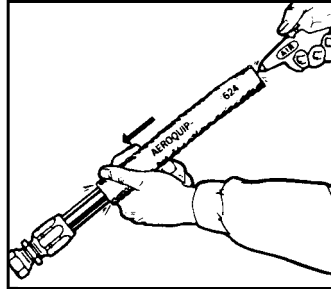
Hose and Reusable Fittings

Firesleeve



Part No. 624

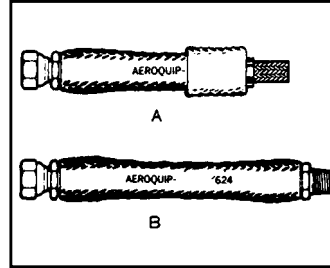
(Refer to page 15)



Step 1

Follow the appropriate hose assembly instructions through the assembly of one end fitting. Cut firesleeve to same length as hose; using Firesleeve End Dip (AE13702-003) dip ends of firesleeve to a depth of three quarters of an inch and allow to dry at room temperature.

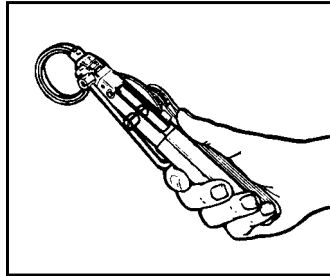
Start firesleeve over cut end of hose. Note: If applying sleeve over Teflon or stripped cover assemblies, wrap exposed wire with tape. Grasp sleeve and slip over the hose assembly as illustrated.



Step 2

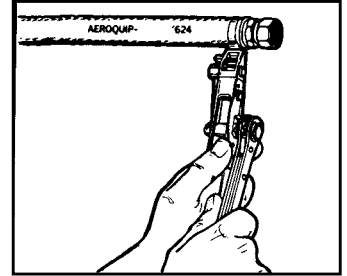
Skin sleeve back from cut end of hose enough to allow assembly of second end fitting. (2A)

Then center sleeve so that it completely covers both sockets. (2B)



Step 3

Insert tail of band clamp into hand clamping tool.



Step 4

Position band clamp over sleeve as shown and then draw tight with hand tool. Remove tool and cut free end of band clamp. Repeat on other end of assembly. To complete, bend protruding tail of clamp over clamp buckle. Also repair any scuffs or minor abrasions of firesleeve by brush application of End Dip AE13702-003.

Accessories

Hose Cleaning System and Insertion Gages

Hose Cleaning System Hose Kit



The Jetcleaner™ hose cleaning system offers a revolutionary solution for the internal cleaning of bulk hose and finished hose assemblies. Using a low pressure air gun, the Jetcleaner™ system routes a foam projectile through the hose to thoroughly remove debris remaining from cutting, skiving and assembly operations. Available in kit form or as individual components, the Jetcleaner™ hose cleaning system is the system of choice for hose assembly professionals.

Hose Kit includes:

Jetcleaner™ pistol, Hose nozzles, 1/4" through 2" ID, Adapter ring, Bench stand, Aluminum case, Quick disconnect coupling

Note: Hose projectiles (P/N FT1355-3-size) not included in kit.

Also available individually:

Jetcleaner™ pistol – FT1355-1-01

Hose nozzles – FT1355-2-size

Hose projectiles – FT1355-3-size

Coupling nozzles – FT1355-4-size

Coupling projectiles – FT1355-5-size

Adapter ring – FT1355-10-01

Carrying case – FT1355-11-02

Bench stand – FT1355-12-01

Part No. FT1355-01

Hose Insertion Gages



FOR USE WITH ALL HOSES THAT MATE WITH TTC, TTC12 AND SPIRAL TTC FITTINGS

Improve hose assembly reliability with these easy to use aluminum gages that are designed to ensure proper fitting depth during pre-assembly.

Simply bottom the hose in the appropriately marked cavity and scribe a mark on the hose flush with the top surface of the gage. Insert the fitting until the back of the socket is aligned with scribe line.

Part No. FF90308

PART NUMBER	USAGE
FF90308-01	For use with all hoses that mate with -4 through -16 TTC and TTC12 fittings
FF90308-02	For use with all hoses that mate with -20 through -32 TTC and TTC 12 fittings
FF90308-03	For use with all hoses that mate with -12, -16, -20 Spiral TTC fittings

Accessories

Hose Protectors

Hose Protectors

PART NUMBER	DESCRIPTION
HP4*	4" Hose Protector Case of 50
HP6*	6" Hose Protector Case of 50
HP8*	8" Hose Protector Case of 50
HPM*	Mixed Hose Protectors Case of 60

*Hose protectors available in black, orange or yellow.

Abrasion Protection For:

- Hydraulic Hoses
- Battery Cables
- Wiring Harness
- Brake Systems
- Fuel Lines
- Air Lines
- Radiator Hoses
- Oil Lines

Features:

- Extremely high wear factor
- Formulated to resist solvents, oils, grease, gasoline, etc.
- 3 grooves protect cable ties and prevent slipping
- Operating temperature range is -40° to 430°F.
- Exceptionally cost effective
- Easy installation in minutes – no need to remove hose
- Packed in easy to assemble, colorful, counter display box
- Available in 3 sizes – 4", 6" and 8" – cable ties included

Market Applications:

- Farming
- Industrial
- Trucking
- Mining
- Construction
- Aviation Support
- Public Transportation
- Road Maintenance
- Waste Management
- Original Equip. Manuf.



Accessories

Hose Spacers and Looms

Hose Spacers

PART NUMBER	DESCRIPTION
HSM-48	Case of 48 mixed Hose Spacers

Features:

- Prevents hose abrasion at points of contact
- Helps keep hoses organized
- Prevents damage from unrestrained hoses
- Easy to install
- Available in 4 sizes – ¾", 1", 1½", 1¾"
- Packed in colorful counter display boxes of 48 – cable ties included
- Also available in mixed boxes of 48 (12 each size) or refill bags of 12



Hose Looms

PART NUMBER	DESCRIPTION
HLM-48	Case of 48 mixed Hose Looms

Features:

- Prevents hose abrasion at points of contact
- Keeps multiple hoses organized
- Simplifies hose routing
- Prevents damage from unrestrained hoses
- Easy to install
- Available in 4 sizes – ¾", 1", 1½", 1¾"
- Packed in colorful counter display boxes of 48
- Also available in mixed boxes of 48 (12 each size) or refill bags of 12



Accessories

Support Clamps

Support clamp



Part No. 900729

These light weight vinyl-coated steel support clamps are designed to support hose where long runs are necessary.


This clamp not only furnishes a cleaner installation, but prevents damage, exposure and chafing.

The lining will withstand high ambient temperatures.

Bolt hole dia: Clamp dash no. -01 thru -8, -18 thru -23 is .406; -9 thru -17, -24 thru -31 is .531.

CLAMP DASH NO.	CLAMP I.D. (IN.) CLOSED	CLAMP DASH NO.	CLAMP I.D. (IN.) CLOSED
-18	.25	-19	.38
-01	.44	-1	.50
-2	.56	-21	.63
-3	.69	-4	.75
-5	.81	-6	.94
-23	1.00	-8	1.06
-9	1.13	-27	1.19
-24	1.25	-25	1.31
-10	1.50	-11	1.56
-12	1.75	-28	1.81
-13	2.00	-29	2.06
-14	2.25	-30	2.50
-31	2.63	-15	2.75
-16	2.88	-17	3.56

Heavy Duty Hose Support Clamps



Part No. FF90311

These heavy duty weld-based clamps are designed to securely hold hose in applications subject to

impulsing, flexing and vibrating conditions. The clamps help prevent abrasion and extend hose life through

proper routing. Clamps are rated to ambient temperature of +250°F.

CLAMP PART NUMBER	INSIDE DIAMETER		CLAMP PART NUMBER	INSIDE DIAMETER	
	(MM)	(INCH)		(MM)	(INCH)
FF90311-127	12.70	0.50	FF90311-137	13.70	0.54
FF90311-150	15.00	0.59	FF90311-160	16.00	0.63
FF90311-171	17.10	0.67	FF90311-174	17.40	0.69
FF90311-190	19.00	0.75	FF90311-205	20.50	0.81
FF90311-222	22.20	0.87	FF90311-239	23.90	0.94
FF90311-254	25.40	1.00	FF90311-266	26.60	1.05
FF90311-280	28.00	1.10	FF90311-300	30.00	1.18
FF90311-320	32.00	1.26	FF90311-334	33.40	1.31
FF90311-357	35.70	1.41	FF90311-381	38.10	1.50
FF90311-400	40.00	1.57	FF90311-422	42.20	1.66
FF90311-445	44.50	1.75	FF90311-483	48.30	1.90
FF90311-508	50.80	2.00	FF90311-572	57.20	2.25
FF90311-635	63.50	2.50	FF90311-700	70.00	2.76

Accessories

Sleeving

Bundling Sleeves



Specifications

PART NUMBER	FITS BUNDLE OUTER DIA.	CIRCUMFERENCE OF BUNDLE TO BE COVERED	SLEEVE WIDTH	BULK ROLL LENGTH	LENGTH TOLERANCE	FOR ORDERING: UNIT OF MEASURE
	INCHES	INCHES	LAID FLAT INCHES	FEET		
FC676-2000	2.0	6	7 ¼	150	(+1 ft., - 0 ft)	Ft.
FC676-3000	3.0	9.4	11	150	(+1 ft., - 0 ft)	Ft.
FC676-4000	4.0	12.5	14	150	(+1 ft., - 0 ft)	Ft.
FC676-5000	5.0	15.7	17 ¼	150	(+1 ft., - 0 ft)	Ft.
FC676-6000	6.0	18.8	20 ¾	150	(+1 ft., - 0 ft)	Ft.

Hydraulic lines are subject to tremendous stress and wear in use. Lines that are allowed to move freely are easily abraded, crimped, or cut. But common methods for binding hydraulic lines, such as cable ties, can

restrict their movement too much as they expand and contract. We have the answer.

Our Bundling Sleeves hold lines securely in place to protect them from dam-

age, while providing enough flexibility for normal operation. The sleeves can be removed and replaced quickly, allowing easy access to individual hoses for repair.

Features

- Tight bundling and secure hose containment
- Choice of sizes and colors for visibility and aesthetics
- Resistant to heat, ozone, and abrasion
- Easy removal and replacement

Applications

- Case IH Patriot Sprayer SPX 4260 uses Sidewinder Sleeves to protect hydraulic and brake hoses
- Champion Road Machinery Sales uses Sidewinder Sleeves to protect hydraulic lines
- Rosco Manufacturing Company uses Sidewinder Sleeves on Model RA-200 Pothole Filler

Benefits

- Increases productivity in assembly and reassembly of hose bundles
- Reduces contamination of hoses during bundle assembly
- Forces routing of hydraulic lines for safety and efficiency
- Reduces risk of hose bursts, resulting in greater operator safety
- Reduces time spent on field repairs
- Replaces inefficient bundling methods and line-damaging cable ties
- Eliminates cumbersome winding of spiral formed products
- Reduces "old sock syndrome"-- bunching at end of bundled lines
- Eliminates line contamination during hose replacement

Materials

- 1050 Ballistic Nylon, .71mm thickness

Coating

- Urethane

Color

- Black

Ambient Operating Temperature Range

- 175° F

How to order

Part numbers above are stocked in 150 ft. shrink wrapped bulk rolls as rolled up unfastened.

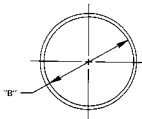
Orders should be for the number of rolls needed, not footage.

150 ft. bulk rolls will be one continuous length.

Accessories

Sleeving

Nylon abrasion sleeve




Part No. FC425

Nylon sleeve protects hose from abrasion and allows bundling of hose lines. Meets MSHA requirements.

PART NUMBER	NOMINAL SLEEVE I.D.* "B" (INCHES)	PART NUMBER	NOMINAL SLEEVE I.D.* "B" (INCHES)
FC425-12	.71	FC425-15	.92
FC425-16	1.00	FC425-18	1.13
FC425-20	1.25	FC425-24	1.59
FC425-28	1.75	FC425-32	2.07
FC425-38	2.38	FC425-40	2.54
FC425-46	2.86	FC425-54	3.34
FC425-59	3.66		

* The maximum O.D. of hose fittings must be allowed for if fittings are to be covered.

Heat Sleaving



FF90356 REFLECTIVE HEAT SLEEVE	CROSS DIAMETER SIZE (INCHES)	FOR GH134 -HOSE SIZE
FF90356-01	1.00	6 & *
FF90356-02	1.25	10 & 12
FF90356-04	0.75	6
FF90356-05	0.62	4
FF90356-06	1.50	16


Designed for heat deflection of air conditioning hoses

Features and Benefits

- Wall thickness .025
- Protects from radiant heat to plus 400°C
- Nylon tie straps will hold in place (FF90349-22-150 for all sizes)

Accessories

Bundling Straps



Merchandising kits for straps

STANDARD DUTY

PART NUMBER

FF13502

HEAVY DUTY

PART NUMBER

FF13503

Contains:

Each Merchandising kit comes complete with a quantity of individually cellophane wrapped, bundling straps in both Cinch and Hanging Styles for bundling diameters of 8", 12", 16" & 20" sizes. (note the box will be stocked with approximately 1/2 of the available strap capacity to allow for lower kit pricing at start-up.) Re-supply merchandiser kit, by ordering the individually wrapped part numbers in the charts above.

The box is constructed to have a pop-up lid that can be positioned upright as an effective advertising backdrop. The box is shipped in a corrugated shipping container to prevent damage to the merchandising box.

Attached to the merchandising box by a wire lanyard, is a strap that can be used for demonstration

Bundling Straps hold hoses, cables, pipes, tubes and other items securely in place. They can be removed, adjusted and put back in place easily. The straps are made with a special hook-and-loop fastener developed for industrial applications, the safety industry and the military.

Unlike cable ties, Bundling Straps allow hoses and tubes to expand and contract in changing conditions. Cable ties must be destroyed when they are removed, but Bundling Straps can be used again and again with no loss of strength. The hook-and-loop fasteners used in Bundling Straps have superi-

or shear strength and peel compared to those used in the garment industry.

Cinching Strap (CS Series) Bundling Straps are designed for economical service applications, such as hose and cable bundling. All joints are ultrasonic welded and tested.

Hanging Strap (HS Series) Bundling Straps are held in place by a 3/8" grommet. The straps can be mounted vertically or horizontally.

Both cinching and hanging straps are available in standard duty or heavy duty. Heavy duty Bundling Straps are designed for severe industrial applications, rein-

forced with ballistic Cordura® nylon and ultrasonic welded to 1-1/2" hook-and-loop material. All heavy duty hardware is nickel-plated steel.

All Bundling Straps are in stock and ready for immediate shipment. They are sold in packages of 5, and discounts are available for volume quantities of 50, 100, 250, 500, and 1,000. Call to ask about special sizes, materials, colors or configurations.

Features

- Easy to remove and replace
- Adjustable to any size bundle
- Industrial strength strap fabric and fasteners
- Secure containment of hoses, cables and other items
- Clean, professional appearance

Benefits

- Reduces cost of managing cables and hoses
- Improves worker safety and productivity
- Reduces abrasion of bundled items
- Saves money through reusability

Materials

Standard Duty

- 1050 Ballistic Nylon, .71mm thickness with dense nylon backing.
- Standard Cinch and Hanging straps use a delrin fastening loop.

Heavy Duty

- 1050 Ballistic Nylon, 3.18mm thickness with dense nylon backing.
- Cinch and Hanging straps use a nickel plated steel fastening loop

Coating

- Urethane

Color

- Black

Ambient Operating Temperature Range

- 175° F



Accessories

Bundling Straps



Cinch Straps

STANDARD DUTY		HEAVY DUTY		CIRCUM. OF HOSE BUNDLE	STRAP LENGTH (FLAT)	ORDERING MEASUREMENT
BULK PACKED	INDIVIDUALLY CELLOPHANE WRAPPED	BULK PACKED	INDIVIDUALLY CELLOPHANE WRAPPED			
PART NUMBER	PART NUMBER	PART NUMBER	PART NUMBER	INCHES	INCHES	
FF90519-4	FF90520-4	FF90521-4	FF90522-4	4.0	7 ¼	Each
FF90519-6	FF90520-6	FF90521-6	FF90522-6	6.0	11	Each
FF90519-8	FF90520-8	FF90521-8	FF90522-8	8.0	14	Each
FF90519-10	FF90520-10	FF90521-10	FF90522-10	10.0	17 ¼	Each
FF90519-12	FF90520-12	FF90521-12	FF90522-12	12.0	20 ¾	Each
FF90519-14	FF90520-14	FF90521-14	FF90522-14	14.0		Each
FF90519-16	FF90520-16	FF90521-16	FF90522-16	16.0		Each
FF90519-18	FF90520-18	FF90521-18	FF90522-18	18.0		Each
FF90519-20	FF90520-20	FF90521-20	FF90522-20	20.0		Each
	FF90521-22	FF90522-22		22.0		Each
	FF90521-24	FF90522-24		24.0		Each
	FF90521-26	FF90522-26		26.0		Each

Hanging Straps

STANDARD DUTY		HEAVY DUTY		CIRCUM. OF HOSE BUNDLE	STRAP LENGTH (FLAT)	ORDERING MEASUREMENT
BULK PACKED	INDIVIDUALLY CELLOPHANE WRAPPED	BULK PACKED	INDIVIDUALLY CELLOPHANE WRAPPED			
PART NUMBER	PART NUMBER	PART NUMBER	PART NUMBER	INCHES	INCHES	
FF90523-4	FF90524-4	FF90525-4	FF90526-4	4.0	7 ¼	Each
FF90523-6	FF90524-6	FF90525-6	FF90526-6	6.0	11	Each
FF90523-8	FF90524-8	FF90525-8	FF90526-8	8.0	14	Each
FF90523-10	FF90524-10	FF90525-10	FF90526-10	10.0	17 ¼	Each
FF90523-12	FF90524-12	FF90525-12	FF90526-12	12.0	20 ¾	Each
FF90523-14	FF90524-14	FF90525-14	FF90526-14	14.0		Each
FF90523-16	FF90524-16	FF90525-16	FF90526-16	16.0		Each
FF90523-18	FF90524-18	FF90525-18	FF90526-18	18.0		Each
FF90523-20	FF90524-20	FF90525-20	FF90526-20	20.0		Each
		FF90525-22	FF90526-22	22.0		Each
		FF90525-24	FF90526-24	24.0		Each
		FF90525-26	FF90526-26	26.0		Each

Accessories

Protective Coils, Sleeves & Clamps

Stainless steel internal support coils



Part Nos. 222005,
222022

Recommended for vacuum service with most hose.

PART NUMBER	COIL O.D. (INCHES)	PART NUMBER	COIL O.D. (INCHES)
222005-23C	.34	222005-10C	.42
222005-21C	.51	222005-11C	.60
222022-12C	.70	222005-13C	.73
222005-14C	.94	222022-16C	.97
222005-15C	1.19	222022-20C	1.25
222005-17C	1.44	222022-24C	1.50
222005-18C	1.88	222022-32C	1.97
222005-19C	2.44	222022-40C	2.67
222022-48C	3.27		

Steel protective coil sleeve



Part No. 900705

Recommended for use where hose lines are subjected to excessive abrasion, kinking or accidental damage.

Construction: spring steel, rust resistant.

This coil should fit snugly to the hose O.D. expanding the coil I.D. (unwind the coil) may be necessary for proper installation.

SLEEVE DASH NO.	SLEEVE I.D. (INCHES)	SLEEVE DASH NO.	SLEEVE I.D. (INCHES)
-17S	.44	-1S	.50
-13S	.57	-2S	.63
-3S	.75	-4S	.88
-5S	1.03	-14S	1.13
-6S	1.22	-7S	1.47
-9S	1.69	-8S	1.91
-15S	2.00	-10S	2.13
-16S	2.44	-11S	2.56
-12S	2.75		

Steel protective coil spring



Part No. 900564

Protects hose cover and reinforcement from abrasion and accidental damage.

Construction; steel wire, rust resistant.

This coil should fit snugly to the hose O.D. expanding the coil I.D. (unwind the coil) may be necessary for proper installation.

SPRING DASH NO.	SPRING I.D. (INCHES)	SPRING DASH NO.	SPRING I.D. (INCHES)
-1S	.61	-12S	.67
-2S	.75	-15S	.81
-14S	.85	-3S	.91
-4S	1.04	-5S	1.18
-6S	1.34	-7S	1.66
-9S	1.87	-8S	2.13
-10S	2.38	-13S	2.75
-11S	2.88		

Accessories

Protective Coils, Sleeves & Clamps

Plastic protective coil sleeve



Part No. 900952

Recommended to protect hose from abrasion, this light weight plastic sleeve is unaffected by air, water, oil,

gasoline, hydraulic and most other fluids.

This coil can also be used for group bundling of hose lines.

Temperature range of 0°F to +180°F.

SLEEVE DASH NO.	SLEEVE I.D. (INCHES)	SLEEVE DASH NO.	SLEEVE I.D. (INCHES)
-4	.25	-6	.38
-8	.50	-10	.63
-12	.75	-16	1.00
-22	1.38	-30	1.88

Firesleeve



Part No. 624

Firesleeve will protect hose from direct flame. Firesleeve is constructed of a uniform single layer of braided fiber-

glass tubing impregnated with flame resistant silicone rubber.

Temperature range of -65°F to +500°F.

PART NUMBER	I.D. (IN.)	CLAMP # (2 REQ'D)	PART NUMBER	I.D. (IN.)	CLAMP # (2 REQ'D)
624-5	.31	FF9217-0622S	624-7	.44	FF9217-0622S
624-8	.50	FF9217-0622S	624-9	.56	FF9217-0622S
624-10	.62	FF9217-0622S	624-11	.69	FF9217-0622S
624-12	.75	FF9217-0622S	624-13	.81	FF9217-0622S
624-14	.88	FF9217-0622S	624-16	1.00	FF9217-0622S
624-18	1.12	FF9217-0622S	624-20	1.25	FF9217-0648S
624-22	1.38	FF9217-0648S	624-24	1.50	FF9217-0648S
624-26	1.62	FF9217-0648S	624-28	1.75	FF9217-0648S
624-30	1.88	FF9217-0648S	624-32	2.00	FF9217-0648S
624-38	2.38	FF9217-0648S	624-42	2.62	FF9217-0648S
624-46	2.88	FF9217-0664C	624-50	3.12	FF9217-0664C
624-54	3.38	FF9217-0664C	624-60	3.75	FF9217-0664C

Firesleeve clamp



Part No. FF9217

Recommended for attaching 624 Firesleeve to hose lines.

Clamp numbers: FF9217-0622S, FF9217-0648S; 3/8 inch wide, FF9217-0664C; 1/2 inch wide.

Dust plug & cap



Part No. 23055*

These flexible, plastic cap-plugs can be used for male or female ends on fittings, valves, hydraulic components, etc. They protect the threads and seal out dust and other foreign matter during storage and shipment.

*Specify fitting part number and size.

*Sizes indicated are based on Hose-OD only. If sleeve is to be placed over fitting, a larger sleeve size may be required, depending on type of fitting used.

Hose Accessories

PART NUMBER	STEEL PROT. COIL SPRING* 900564 (DASH SIZE)	PLASTIC COIL SLEEVE 900952 (DASH SIZE)	STEEL PROT. COIL SLEEVE* 900705 (DASH SIZE)	SUPPORT CLAMP 900729 (DASH SIZE)	INTERNAL SUPPORT COIL	NYLON SLEEVE* FC425 (DASH SIZE)	FIRESLEEVE* 624 (DASH SIZE)	FIRESLEEVE CLAMP FF9217 (DASH SIZE)	HEAVY DUTY SUPPORT CLAMP FF9031 (DASH SIZE)
302A-16	-6S	-16	-6S	-27	222005-14C	-24	-24	-0648S	-320
302A-20	-7S	-22	-7S	-10	222005-15C	-28	-30	-0648S	-381
302A-24	-9S	-22	-9S	-12	222005-17C	-32	-32	-0648S	-445
302A-32	-10S	-30	-10S	-14	222005-18C	-38	-38	-0648S	-572
303-4	-1S	-6	-1S	-1		-12	-11	-0622S	-127
303-5	-12S	-8	-13S	-2		-12	-12	-0622S	-150
303-6	-2S	-10	-2S	-21		-16	-14	-0622S	-174
303-8	-14S	-12	-3S	-4	222005-10C	-16	-16	-0622S	-190
303-10	-4S	-12	-4S	-6	222005-21C	-20	-18	-0630S	-239
303-12	-5S	-16	-5S	-8	222005-13C	-20	-20	-0630S	-280
1503-4	-1S	-6	-1S	-1		-12	-11	-0622S	-137
1503-5	-12S	-8	-13S	-2		-12	-12	-0622S	
1503-6	-2S	-10	-2S	-21		-16	-14	-0622S	-174
1503-8	-14S	-12	-3S	-4	222005-10C	-16	-16	-0622S	-190
1503-10	-4S	-12	-4S	-6	222005-21C	-20	-18	-0630S	-239
1503-12	-5S	-16	-5S	-8	222005-13C	-20	-20	-0630S	-280
1503-16	-6S	-16	-6S	-27	222005-14C	-24	-24	-0648S	-320
1503-20	-7S	-22	-7S	-10	222005-15C	-28	-30	-0648S	-381
1503-24	-9S	-22	-9S	-12	222005-17C	-32	-32	-0648S	-445
1503-32	-10S	-30	-10S	-14	222005-18C	-38	-38	-0648S	-572
1503-40			-12S	-16	222005-19C				
1525-4	-1S	-6	-1S	-1		-12	-9	-0622S	-127
1525-6	-12S	-8	-13S	-21		-16	-11	-0622S	-160
1525-8	-14S	-10	-3S	-4		-16	-13	-0622S	-190
1525-10	-3S	-12	-4S	-5		-20	-16	-0622S	-222
1525-12	-5S	-12	-5S	-23		-20	-18	-0630S	-266
1529-4	-2S	-10	-2S	-3		-16	-14	-0622S	-174
1529-6	-3S	-12	-3S	-5		-16	-16	-0630S	-222
1529-8	-4S	-12	-4S	-6		-20	-18	-0630S	-239
1529-10	-5S	-16	-5S	-8		-20	-20	-0630S	-280
1529-12	-6S	-16	-6S	-24		-24	-26	-0648S	-320
1529-16	-7S	-22	-7S	-11		-28	-30	-0648S	-400
1529-20	-8S	-30	-8S	-13		-38	-38	-0648S	-508
1529-24	-10S	-30	-10S	-14		-40	-42	-0648S	-572
1529-32	-11S	-30	-11S	-15		-54	-46	-0664C	-700
1531-10	-4S	-12	-4S	-6		-20			-239
1531-16	-7S	-16	-6S	-25		-24			-357
1531A-24	-6S	-16	-5S	-9		-24			
1540-4	-1S	-6	-1S	-1		-12	-11	-0622S	-127
540-6	-2S	-10	-3S	-21		-16	-14	-0622S	-174
1540-8	-14S	-12	-2S	-4	222005-10C	-16	-16	-0622S	-190
1540-10	-4S	-12	-4S	-5	222005-21C	-20	-18	-0630S	-239
1540-12	-5S	-16	-5S	-8	222005-13C	-20	-20	-0630S	-266

*Sizes indicated are based on Hose O.D. only. If sleeve is to be placed over fittings, a larger sleeve size may be required, depending on type of fitting used.

Hose Accessories

PART NUMBER	STEEL PROT. COIL SPRING* 900564 (DASH SIZE)	PLASTIC COIL SLEEVE 900952 (DASH SIZE)	STEEL PROT. COIL SLEEVE* 900705 (DASH SIZE)	SUPPORT CLAMP 900729 (DASH SIZE)	INTERNAL SUPPORT COIL	NYLON SLEEVE* FC425 (DASH SIZE)	FIRESLEEVE* 624 (DASH SIZE)	FIRESLEEVE CLAMP FF9217 (DASH SIZE)	HEAVY DUTY SUPPORT CLAMP FF9031 (DASH SIZE)
1540-16	-6S	-16	-14S	-27	222005-14C	-24	-24	-0648S	-320
1540-20	-7S	-22	-7S	-10	222005-15C	-28	-30	-0648S	-381
1540-24	-9S	-22	-9S	-12	222005-17C	-32	-32	-0648S	-445
2550-6	-14S	-10	-3S	-4		-16			-174
2554-6	-14S	-10	-2S	-4		-16			-174
2555-6	-14S	-10	-2S	-4		-16	-13	-0622S	-190
2556-4	-1S	-6	-1S	-1		-12	-9	-0622S	-127
2556-6	-12S	-8	-13S	-21		-16	-11	-0622S	-160
2556-8	-14S	-10	-3S	-4		-16	-13	-0622S	-190
2556-10	-4S	-12	-4S	-5		-16	-16	-0622S	-222
2556-12	-5S	-16	-5S	-23		-20	-18	-0630S	-266
2565-4	-1S	-6	-1S	-1		-12	-9	-0622S	-127
2565-6	-12S	-8	-13S	-21		-16	-11	-0622S	-160
2565-8	-14S	-10	-3S	-4		-16	-13	-0622S	-205
2565-10	-4S	-12	-4S	-6		-16	-16	-0622S	-239
2565-12	-5S	-16	-5S	-8		-20	-18	-0630S	-280
2570-6	-14S	-10	-3S	-4					-174
2570-8	-4S	-12	-4S	-6	222005-11C				-190
2570-10	-5S	-16	-5S	-8	222005-13C		-20	-0648S	-239
2575-4	-1S	-6	-1S	-1		-12	-9	-0622S	-127
2575-6	-12S	-8	-13S	-21		-16	-11	-0622S	-160
2575-8	-14S	-10	-3S	-4		-16	-13	-0622S	-190
2575-10	-4S	-12	-4S	-6		-20	-16	-0622S	-222
2575-12	-5S	-16	-5S	-23		-20	-18	-0630S	-266
2580-4	-1S	-6	-1S	-1		-12	-11	-0622S	-127
2580-5	-12S	-8	-13S	-2		-12	-12	-0622S	-150
2580-6	-2S	-10	-2S	-21		-16	-14	-0622S	-174
2580-8	-14S	-12	-3S	-4	222005-10C	-16	-16	-0622S	-190
2580-10	-4S	-12	-4S	-6	222005-21C	-20	-18	-0630S	-239
2580-12	-5S	-16	-5S	-8	222005-13C	-20	-20	-0630S	-280
2580-16	-6S	-16	-6S	-27	222005-14C	-24	-24	-0648S	-320
2580-20	-7S	-22	-7S	-10	222005-15C	-28	-28	-0648S	-381
2580-24	-9S	-22	-9S	-12	222005-17C	-32	-32	-0648S	-445
2580-32	-10S	-30	-10S	-14	222005-18C	-40	-42	-0648S	-572
2583-4	-1S	-8	-1S	-2		-12	-11	-0622S	-150
2583-6	-14S	-10	-3S	-4		-16	-16	-0622S	-190
2583-8	-4S	-12	-4S	-6		-20	-20	-0648S	-239
2583-12	-6S	-16	-14S	-24		-24	-24	-0648S	-320
2583-16	-7S	-22	-7S	-10		-28	-28	-0648S	-381
2583-20	-8S	-22	-9S	-12		-32	-32	-0648S	-445
2651-4	-1S	-6	-1S	-1		-12	-11	-0622S	-137
2651-5	-12S	-8	-13S	-2		-12	-12	-0622S	
2651-6	-2S	-10	-2S	-21		-16	-14	-0622S	-174

*Sizes indicated are based on Hose O.D. only. If sleeve is to be placed over fittings, a larger sleeve size may be required, depending on type of fitting used.

Hose Accessories

PART NUMBER	STEEL PROT. COIL SPRING* 900564 (DASH SIZE)	PLASTIC COIL SLEEVE 900952 (DASH SIZE)	STEEL PROT. COIL SLEEVE* 900705 (DASH SIZE)	SUPPORT CLAMP 900729 (DASH SIZE)	INTERNAL SUPPORT COIL	NYLON SLEEVE* FC425 (DASH SIZE)	FIRESLEEVE* 624 (DASH SIZE)	FIRESLEEVE CLAMP FF9217 (DASH SIZE)	HEAVY DUTY SUPPORT CLAMP FF9031 (DASH SIZE)
2651-8	-14S	-12	-3S	-4	222005-10C	-16	-16	-0622S	-190
2651-10	-4S	-12	-4S	-6	222005-21C	-20	-18	-0630S	-239
2651-12	-5S	-16	-5S	-8	222005-13C	-20	-20	-0630S	-280
2651-16	-6S	-16	-6S	-27	222005-14C	-24	-24	-0648S	-320
2651-20	-7S	-22	-7S	-10	222005-15C	-28	-30	-0648S	-381
2651-24	-9S	-22	-9S	-12	222005-17C	-32	-32	-0648S	-445
2651-32	-10S	-30	-10S	-14	222005-18C	-38	-42	-0648S	-572
2651-40			-12S	-16	222005-19C	-54	-50	-0664C	
2661-12	-6S	-16	-14s	-24		-24	-24	-0630S	-320
2661-16	-7S	-22	-7S	-10		-28	-28	-0648S	-381
2661-20	-8S	-22	-9S	-12		-32	-32	-0648S	-445
2661-24	-10S	-30	-15S	-29		-38	-38	-0648S	-508
2661-32	-13S		-16S	-30		-46	-46	-0664C	-635
2661-40						-54	-54	-0664C	
2661-48							-60		
2661-64									
2681-3	-1S	-6	-1S	-1		-12	-11	-0622S	
2681-4	-12S	-8	-13S	-21		-16	-12	-0622S	-160
2681-5	-2S	-8	-2S	-3		-16	-14	-0630S	
2681-6	-14S	-10	-3S	-4		-16	-18	-0630S	-205
2681-8	-4S	-12	-4S	-5		-20	-20	-0630S	-222
2681-10	-5S	-12	-5S	-23		-20	-20	-0630S	-266
2681-12	-6S	-16	-14S	-27	222005-14C	-24	-22	-0648S	-300
2681-16	-7S	-22	-7S	-10	222005-15C	-28	-28	-0648S	-381
2681-20	-8S	-22	-9S	-28	222005-17C	-32	-38	-0648S	-445
2681-24	-10S	-30	-15S	-29	222005-18C	-38	-38	-0648S	-508
2681-32	-13S	-30	-11S	-31	222005-19C	-46	-46	-0664C	-635
2766-4	-2S	-8	-2S	-3		-16	-14	-0622C	-174
2766-6	-3S	-12	-3S	-5		-16	-16	-0630C	-222
2766-8	-4S	-12	-4S	-6		-18	-20	-0630C	-239
2766-12	-6S	-16	-6S	-24		-26	-24	-0648C	-320
2766-16	-7S	-22	-7S	-11		-30	-28	-0648C	-400
2766-20	-8S	-30	-8S	-13		-38	-38	-0648C	-508
2766-24	-10S	-30	-10S	-14		-42	-42	-0648C	-572
2766-32	-5S	-16	-5S	-8		-20	-20	-0630S	-700
2781-4	-2S	-8	-2S	-3		-16	-14	-0622S	-174
2781-6	-3S	-12	-3S	-5		-16	-16	-0630S	-222
2781-8	-4S	-12	-4S	-6		-20	-18	-0630S	-239
2781-10	-5S	-16	-5S	-8		-20	-20	-0630S	-280
2781-12	-6S	-16	-6S	-24		-24	-26	-0648S	-320
2781-16	-7S	-22	-7S	-11		-28	-30	-0648S	-400
2781-20	-8S	-30	-8S	-13		-38	-38	-0648S	-508
2781-24	-10S	-30	-10S	-14		-40	-42	-0648S	-572

*Sizes indicated are based on Hose O.D. only. If sleeve is to be placed over fittings, a larger sleeve size may be required, depending on type of fitting used.

Hose Accessories

PART NUMBER	STEEL PROT. COIL SPRING* 900564 (DASH SIZE)	PLASTIC COIL SLEEVE 900952 (DASH SIZE)	STEEL PROT. COIL SLEEVE* 900705 (DASH SIZE)	SUPPORT CLAMP 900729 (DASH SIZE)	INTERNAL SUPPORT COIL	NYLON SLEEVE* FC425 (DASH SIZE)	FIRESLEEVE* 624 (DASH SIZE)	FIRESLEEVE CLAMP FF9217 (DASH SIZE)	HEAVY DUTY SUPPORT CLAMP FF9031 (DASH SIZE)
2781-32	-11S	-30	-11S	-15		-54	-46	-0664C	-700
2807-3		-4		-18			-7	-0622S	
2807-4		-4		-18			-8	-0622S	
2807-5		-4		-19			-9	-0622S	
2807-6		-6	-17S	-01	222005-23C		-10	-0622S	
2807-8	-1S	-8	-1S	-1	222005-10C	-12	-12	-0622S	-137
2807-10	-2S	-8	-3S	-21	222005-21C	-16	-14	-0630S	-160
2807-12	-2S	-10	-3S	-4	222005-13C	-16	-16	-0630S	-190
2807-16	-3S	-12	-5S	-23	222005-14C	-20	-20	-0630S	-266
2807-20	-5S	-16	-6S	-24	222005-15C	-24	-24	-0648S	-320
2808-08	-12S	-6	-1S	-2	222005-10C	-12	-16	-0622S	-150
2808-10	-2S	-8	-2S	-3	222005-21C	-16	-18	-0630S	-174
2808-12	-14S	-10	-3S	-5	222005-13C	-16	-20	-0630S	-205
2808-16	-5S	-16	-5S	-8	222005-14C	-20	-26	-0648S	-280
2808-20	-7S	-16	-6S	-25	222005-15C	-24	-32	-0648S	-334
2808-24	-7S	-22	-7S	-11	222005-17C	-28	-38	-0648S	-422
CR170-4	-1S	-6	-1S	-1		-12	-11	-0622S	
CR170-6	-2S	-10	-2S	-21		-16	-14	-0622S	
CR170-8	-14S	-12	-3S	-4	222005-10C	-16	-16	-0622S	
FB9218-12									
FB9218-25									
FB9218-50									
FB9219-12									
FB9219-25									
FB9219-50									
FB9220-12									
FB9220-25									
FB9220-50									
FC 254-08	-4S	-12	-4S	-6		-20	-18	-0630S	-254
FC136-06	-3S	-12	-3S	-5		-16	-16	-0630S	-205
FC136-08	-4S	-12	-4S	-6		-20	-18	-0630S	-239
FC136-10	-5S	-16	-5S	-8		-20	-20	-0630S	-280
FC136-12	-6S	-16	-6S	-24		-24	-26	-0630S	-300
FC136-16	-7S	-22	-7S	-11		-28	-28	-0630S	-381
FC136-20	-8S	-22	-8S	-28		-32			
FC136-24	-10S	-30	-10S	-29		-38			
FC136-32	-13S	-30	-11S	-31		-46			
FC186-04		-4		-18			-8	-0622S	
FC186-05		-4		-19			-9	-0622S	
FC186-06		-6		-01	222005-23C		-10	-0622S	
FC186-08	-1S	-6	-1S	-1	222005-21C	-12	-12	-0622S	-137
FC186-10	-1S	-8	-13S	-21	222005-21C	-16	-14	-0630S	-160
FC186-12	-2S	-10	-3S	-4	222005-13C	-16	-16	-0603S	-190

*Sizes indicated are based on Hose O.D. only. If sleeve is to be placed over fittings, a larger sleeve size may be required, depending on type of fitting used.

Hose Accessories

PART NUMBER	STEEL PROT. COIL SPRING* 900564 (DASH SIZE)	PLASTIC COIL SLEEVE 900952 (DASH SIZE)	STEEL PROT. COIL SLEEVE* 900705 (DASH SIZE)	SUPPORT CLAMP 900729 (DASH SIZE)	INTERNAL SUPPORT COIL	NYLON SLEEVE* FC425 (DASH SIZE)	FIRESLEEVE* 624 (DASH SIZE)	FIRESLEEVE CLAMP FF9217 (DASH SIZE)	HEAVY DUTY SUPPORT CLAMP FF9031 (DASH SIZE)
FC194-04	-12S	-8	-13S	-21		-16	-12	-0622S	-160
FC194-06	-14S	-10	-3S	-4		-16	-18	-0622S	-205
FC194-08	-4S	-12	-4S	-5		-20	-20	-0630S	-222
FC194-10	-5S	-12	-5S	-23		-20	-20	-0630S	-266
FC194-12	-6S	-16	-14S	-27		-24	-22	-0648S	-300
FC194-16	-7S	-22	-7S	-10		-28	-26	-0648S	-381
FC194-20	-8S	-22	-9S	-28		-32	-32	-0648S	-445
FC195-04	-2S	-8	-2S	-3		-16	-14	-0622S	-174
FC195-06	-3S	-12	-3S	-5		-16	-16	-0622S	-222
FC195-08	-4S	-12	-4S	-6		-20	-18	-0630S	-239
FC195-10	-5S	-16	-5S	-8		-20	-20	-0630S	-280
FC195-12	-6S	-16	-6S	-24		-24	-26	-0630S	-320
FC195-16	-7S	-22	-7S	-11		-28	-30	-0648S	-400
FC195-20	-8S	-30	-8S	-13		-38	-38	-0648S	-500
FC195-24	-10S	-30	-10S	-14		-38	-42	-0648S	-572
FC195-32	-11S	-30	-11S	-15		-54		-0648S	-700
FC211-04	-1S	-6	-1S			-12	-11	-0622S	-137
FC211-06	-15S	-10	-2S			-16	-14	-0622S	-174
FC211-08	-3S	-10	-3S			-16	-16	-0630S	-205
FC211-12	-5S	-16	-5S			-24	-24	-0630S	-280
FC211-16	-7S	-22	-6S			-24	-24	-0648S	-357
FC212-04	-12S	-8	-13S	-2		-12	-12	-0622S	-150
FC212-06	-14S	-10	-2S	-4		-16	-14	-0630S	-190
FC212-08	-3S	-12	-4S	-5		-16	-18	-0630S	-222
FC212-12	-6S	-16	-14S	-9		-20	-22	-0648S	-300
FC212-16	-7S	-22	-7S	-10		-24	-26	-0648S	-381
FC212-20	-8S	-22	-8S	-28		-32	-32	-0648S	-483
FC212-24									
FC212-32									-635
FC234-05	-1S	-10	-2S	-21					-150
FC234-06	-2S	-12	-3S	-4					-174
FC234-08	-3S	-12	-4S	-4	222005-10C				-190
FC234-10	-4S	-16	-5S	-23	222005-21C				-239
FC234-12	-5S	-16	-14S	-9	222005-13C				-280
FC234-16	-6S	-22	-7S	-24	222005-14C				-320
FC252-08									-205
FC252-10									-239
FC252-12									-266
FC252-16									-334
FC254-12	-6S	-16	-6S	-24		-24	-26	-0648S	-320
FC254-16	-7S	-22	-7S	-10		-28	-30	-0648S	-381
FC254-20	-8S	-22	-9S	-28		-32	-32	-0648S	-445
FC254-24	-10S	-30	-10S	-29		-38	-38	-0648S	

*Sizes indicated are based on Hose O.D. only. If sleeve is to be placed over fittings, a larger sleeve size may be required, depending on type of fitting used.

Hose Accessories

PART NUMBER	STEEL PROT. COIL SPRING* 900564 (DASH SIZE)	PLASTIC COIL SLEEVE 900952 (DASH SIZE)	STEEL PROT. COIL SLEEVE* 900705 (DASH SIZE)	SUPPORT CLAMP 900729 (DASH SIZE)	INTERNAL SUPPORT COIL	NYLON SLEEVE* FC425 (DASH SIZE)	FIRESLEEVE* 624 (DASH SIZE)	FIRESLEEVE CLAMP FF9217 (DASH SIZE)	HEAVY DUTY SUPPORT CLAMP FF9031 (DASH SIZE)
FC254-32	-10S	-30	-11S	-31		-54	-46	-0664C	-700
FC273-12	-6S	-16	-6S	-24		-24	-26	-0648S	-320
FC273-16	-7S	-22	-7S	-10		-28	-30	-0648S	-381
FC273-20	-8S	-30	-8S	-13		-38	-38	-0648S	-508
FC273-24	-10S	-30	-10S	-14		-40	-42	-0664C	-572
FC273-32	-11S			-16		-54	-46	-0664C	-700
FC300-04	-1S	-6	-1S	-1		-12	-11	-0622S	-137
FC300-05	-12S	-8	-13S	-2		-12	-12	-0622S	
FC300-06	-2S	-10	-2S	-21		-16	-14	-0622S	-174
FC300-08	-14S	-12	-3S	-4	222005-10C	-16	-16	-0622S	-190
FC300-10	-4S	-12	-4S	-6	222005-21C	-20	-18	-0630S	-239
FC300-12	-5S	-16	-5S	-8	222005-13C	-20	-20	-0630S	-280
FC300-16	-6S	-16	-6S	-27	222005-14C	-24	-24	-0648S	-320
FC300-20	-7S	-22	-7S	-10	222005-15C	-28	-30	-0648S	-381
FC300-24	-9S	-22	-9S	-12	222005-17C	-32	-32	-0648S	-445
FC300-32	-10S	-30	-10S	-14	222005-18C	-38	-38	-0648S	-572
FC300-40			-12S	-16	222005-19C				
FC310-04	-12S	-6	-1S	-2		-12	-12	-0622S	-137
FC310-06	-14S	-10	-2S	-4		-12	-16	-0622S	-174
FC310-08	-3S	-12	-3S	-5		-16	-16	-0630S	-205
FC310-10	-4S	-12	-4S	-6		-20	-18	-0630S	-239
FC310-12	-5S	-16	-5S	-8		-20	-22	-0630S	-280
FC310-16	-7S	-16	-6S	-25		-24	-24	-0648S	-357
FC310-20	-9S	-30	-8S			-32	-30	-0648S	-422
FC318-12	-6S	-16	-14s	-24		-24	-24	-0630S	-320
FC318-16	-7S	-22	-7S	-10		-28	-28	-0648S	-381
FC318-20	-8S	-22	-9S	-12		-32	-32	-0648S	-445
FC318-24	-10S	-30	-15S	-29		-38	-38	-0648S	-508
FC318-32	-13S		-16S	-30		-46	-42	-0664C	-635
FC318-40						-54	-54	-0664C	
FC318-48							-60		
FC318-64									
FC321-04	-1S	-6	-1S	-1		-12	-11	-0622S	-137
FC321-05	-12S	-8	-13S	-2		-12	-12	-0622S	-150
FC321-06	-2S	-10	-2S	-21		-16	-14	-0622S	-174
FC321-08	-14S	-12	-3S	-4	222005-10C	-16	-16	-0622S	-190
FC321-10	-4S	-12	-4S	-5	222005-11C	-20	-18	-0630S	-239
FC321-12	-5S	-16	-5S	-8	222005-13C	-20	-20	-0630S	-280
FC321-16	-6S	-16	-6S	-27	222005-14C	-24	-22	-0630S	-320
FC323-12	-5S	-16	-14S	-27		-24	-24	-0643S	-300
FC323-16	-6S	-22	-7S	-25		-28	-28	-0643S	-381
FC323-20	-8S	-30	-15S	-28		-32	-32	-0648S	
FC323-24	-10S	-30	-10S	-29		-38			

*Sizes indicated are based on Hose O.D. only. If sleeve is to be placed over fittings, a larger sleeve size may be required, depending on type of fitting used.

Hose Accessories

PART NUMBER	STEEL PROT. COIL SPRING* 900564 (DASH SIZE)	PLASTIC COIL SLEEVE 900952 (DASH SIZE)	STEEL PROT. COIL SLEEVE* 900705 (DASH SIZE)	SUPPORT CLAMP 900729 (DASH SIZE)	INTERNAL SUPPORT COIL	NYLON SLEEVE* FC425 (DASH SIZE)	FIRESLEEVE* 624 (DASH SIZE)	FIRESLEEVE CLAMP FF9217 (DASH SIZE)	HEAVY DUTY SUPPORT CLAMP FF9031 (DASH SIZE)
FC323-32	-13S	-30	-11S	-31		-46			
FC324-08	-4S	-12	-4S	-6		-20	-18	-0622S	-239
FC324-12	-6S	-16	-14S	-27		-24	-26	-0648S	-300
FC324-16	-7S	-22	-7S	-10		-28	-30	-0648S	-381
FC325-12	-6S	-16	-6S	-24		-24	-26	-0648S	-320
FC325-16	-7S	-22	-7S	-10		-28	-30	-0648S	-381
FC332-04	-1S	-6	-1S			-12	-9	-0622S	-127
FC332-06	-12S	-8	-13S	-21		-16	-11	-0622S	-160
FC332-08	-14S	-10	-3S	-4		-16	-13	-0622S	-190
FC332-10	-3S	-12	-4S	-5		-20	-16	-0622S	-222
FC332-12	-5S	-12	-5S	-23		-20	-18	-0630S	-266
FC350-04	-1S	-6	-1S	-1		-12	-11	-0622S	-127
FC350-05	-12S	-8	-13S	-2		-12	-12	-0622S	-150
FC350-06	-2S	-10	-2S	-21		-16	-14	-0622S	-174
FC350-08	-14S	-12	-3S	-4	222005-10C	-16	-16	-0622S	-190
FC350-10	-4S	-12	-4S	-6	222005-21C	-20	-18	-0630S	-239
FC350-12	-16S	-5	-5S	-8	222005-13C	-20	-20	-0630S	-280
FC350-16	-6S	-16	-6S	-27	222005-14C	-24	-24	-0648S	-320
FC350-20	-7S	-22	-7S	-10	222005-15C	-28	-30	-0648S	-381
FC350-24	-9S	-22	-9S	-12	222005-17C	-32	-32	-0648S	-445
FC352-08									-239
FC352-10									-266
FC352-12									-300
FC352-14									-334
FC352-16									-357
FC352-18									-400
FC352-20									-422
FC352-22									-445
FC352-24									-508
FC352-26									-508
FC352-28									-572
FC352-32									-635
FC352-36									-700
FC352-38									
FC352-40									
FC352-44									
FC352-48									
FC352-56									
FC352-64									
FC355-04									-127
FC355-05	-1S	-6		-1		-12	-11	-0622S	-150
FC355-06	-12S	-8	-1S	-2		-12	-12	-0622S	-174
FC355-08	-2S	-10	-13S	-3		-16	-12	-0622S	-190

*Sizes indicated are based on Hose O.D. only. If sleeve is to be placed over fittings, a larger sleeve size may be required, depending on type of fitting used.

Hose Accessories

PART NUMBER	STEEL PROT. COIL SPRING* 900564 (DASH SIZE)	PLASTIC COIL SLEEVE 900952 (DASH SIZE)	STEEL PROT. COIL SLEEVE* 900705 (DASH SIZE)	SUPPORT CLAMP 900729 (DASH SIZE)	INTERNAL SUPPORT COIL	NYLON SLEEVE* FC425 (DASH SIZE)	FIRESLEEVE* 624 (DASH SIZE)	FIRESLEEVE CLAMP FF9217 (DASH SIZE)	HEAVY DUTY SUPPORT CLAMP FF9031 (DASH SIZE)
FC355-10	-3S	-12	-3S	-5	222005-10C	-16	-13	-0622S	-239
FC355-12	-4S	-6	-5S-4S	-6	222005-21C	-20	-16	-0630S	-280
FC355-16	-5S	-16	-6S	-9	222005-13C	-20	-20	-0630S	-320
FC355-20	-6S	-22	-7S	-24	222005-14C	-24	-22	-0648S	-381
FC355-24	-7S	-22	-7S	-10	222005-15C	-28	-30	-0648S	-445
FC355-32	-9S	-22	-9S	-12	222005-17C	-32	-32	-0648S	-572
FC363-08	-15S	-10	-4S	-5		-16	-14	-0622S	-190
FC363-12	-5S	-16	-6S	-8		-20	-20	-0630S	-266
FC363-16	-6S	-16	-7S	-10		-24	-22	-0630S	-320
FC363-20	-7S	-22	-9S	-11		-28	-26	-0648S	-381
FC363-24	-9S	-22	-8S	-2S		-32	-30	-0648S	-445
FC363-32	-10S		-16S	-30		-59	-42	-0648S	-572
FC364-08	-15S	-10	-4S	-5		-16	-14	-0622S	-190
FC364-12	-5S	-16	-6S	-8		-20	-20	-0630S	-266
FC364-16	-6S	-22	-7S	-10		-24	-22	-0630S	-320
FC364-20	-7S	-30	-9S	-11		-28	-26	-0648S	-381
FC364-24	-9S	-30	-8S	-28		-32	-30	-0648S	-445
FC364-32	-10S		-16S	-30		-59	-42	-0648S	-572
FC364-40	-11S	-30	-12S	-16		-54	-50	-06664S	-635
FC364-48									
FC372-02		-4				-12			
FC372-03		-4		-19		-12	-10	-0622S	
FC372-04		-6	-1S	-1		-12	-11	-0622S	-137
FC372-05		-8	-13S	-2		-12	-12	-0622S	-150
FC372-06		-10	-2S	-3		-16	-14	-0622S	-171
FC372-08		-12	-3S	-5		-16	-16	-0622S	-205
FC372-10	-4S	-12	-4S	-6		-20	-18	-0630S	-239
FC372-12		-16	-5S	-8		-20	-20	-0630S	-266
FC372-16	-6S		-6S	-25		-24	-26	-0648S	-334
FC373-02		-4				-12	-11	-0622S	
FC373-03		-4		-19		-12	-10	-0622S	
FC373-04		-6	-1S	-1		-12	-11	-0622S	-137
FC373-05		-8	-13S	-2		-12	-12	-0622S	-150
FC373-06		-10	-2S	-3		-16	-14	-0622S	-171
FC373-08		-12	-3S	-5		-16	-16	-0622S	-205
FC373-12		-16	-5S	-8		-24	-25	-0648S	-266
FC373-16	-6S		-6S	-25					-334
FC375-03		-4		-19		-12	-10	-0622S	
FC375-04		-6	-1S	-1		-12	-11	-0622S	-127
FC375-06		-10	-2S	-3		-16	-14	-0622S	-171
FC375-08		-12	-3S	-5		-16	-16	-0622S	-205
FC375-12		-16	-5S	-8		-20	-20	-0630S	-300
FC375-16	-7S	-16	-6S	-25		-24	-24	-0648S	-334

*Sizes indicated are based on Hose O.D. only. If sleeve is to be placed over fittings, a larger sleeve size may be required, depending on type of fitting used.

Hose Accessories

PART NUMBER	STEEL PROT. COIL SPRING* 900564 (DASH SIZE)	PLASTIC COIL SLEEVE 900952 (DASH SIZE)	STEEL PROT. COIL SLEEVE* 900705 (DASH SIZE)	SUPPORT CLAMP 900729 (DASH SIZE)	INTERNAL SUPPORT COIL	NYLON SLEEVE* FC425 (DASH SIZE)	FIRESLEEVE* 624 (DASH SIZE)	FIRESLEEVE CLAMP FF9217 (DASH SIZE)	HEAVY DUTY SUPPORT CLAMP FF9031 (DASH SIZE)
FC376-03		-6	-1S	-1		-12	-12	-0622S	-127
FC376-04	-1S	-8	-2S	-21		-16	-14	-0622S	-160
FC376-06	-2S	-10	-3S	-4		-16	-16	-0622S	-170
FC377-03		-6	-1S	-1		-12	-12	-0622S	-127
FC377-04	-1S	-8	-2S	-21		-16	-14	-0622S	-160
FC377-06	-2S	-10	-3S	-4		-16	-16	-0622S	-190
FC390-06		-10	-3S	-3		-16	-12	-0622S	-171
FC390-08		-12	-4S	-6			-14	-0622S	-205
FC465-03		-4		-18			-9	-0622S	
FC465-04		-4		-18			-9	-0622S	
FC465-05		-4		-19			-10	-0622S	
FC465-06		-6		-01	222005-23C	-12	-11	-0622S	
FC465-08	-1S	-8	-1S	-1	222005-21C	-12	-13	-0622S	-137
FC465-10	-1S	-8	-13S	-21	222005-21C	-16	-14	-0622S	-160
FC465-12	-2S	-10	-3S	-4	222005-13C	-16	-16	-0622S	-190
FC465-16	-3S	-12	-5S	-23	222005-14C	-20	-20	-0648S	-266
FC465-20	-5S	-16	-6S	-24	222005-15C	-24	-24	-0648S	-320
FC466-04	-1S	-6	-1S	-1		-12	-9	-0622S	-127
FC466-06	-12S	-8	-13S	-21		-16	-11	-0622S	-160
FC466-08	-14S	-10	-3S	-4		-16	-13	-0622S	-190
FC466-10	-3S	-12	-4S	-5		-20	-16	-0622S	-222
FC466-12	-5S	-12	-5S	-23		-20	-18	-0630S	-266
FC469-06	-1S	-6	-1S	-1	222005-23C	-12	-12	-0622S	
FC469-08	-1S	-8	-13S	-21	222005-10C	-16	-14	-0622S	
FC469-10	-12S	-10	-2S	-4	222005-21C	-16	-16	-0622S	-150
FC498-04	-1S	-6	-1S	-1		-12	-9	-0622S	-127
FC498-06	-12S	-8	-13S	-21		-16	-11	-0622S	-160
FC498-08	-14S	-10	-3S	-4		-16	-13	-0622S	-190
FC498-10	-4S	-12	-4S	-5		-20	-16	-0622S	-222
FC498-12	-5S	-12	-5S	-23		-20	-18	-0630S	-266
FC505-04	-1S	-6	-1S	-1		-12	-9	-0622S	
FC505-06	-12S	-8	-13S	-2		-12	-12	-0622S	-150
FC505-08	-2S	-10	-2S	-21		-16	-14	-0622S	-174
FC505-10	-14S	-12	-3S	-4		-16	-16	-0622S	
FC505-12	-4S	-12	-4S	-6		-20	-18	-0630S	
FC510-04	-12S	-6	-1S	-2		-12	-12	-0622S	
FC510-06	-14S	-10	-2S	-4		-16	-16	-0622S	-174
FC510-08	-3S	-12	-3S	-5		-16	-16	-0630S	-205
FC510-10	-4S	-12	-4S	-6		-20	-18	-0630S	-239
FC510-12	-5S	-16	-5S	-8		-20	-22	-0630S	-280
FC510-16	-7S	-16	-6S	-25		-24	-24	-0630S	-334
FC510-20	-9S	-30	-8S			-32	-30	-0648S	-422
FC555-12	-5S	-16	-5S	-8		-20	-22	-0630S	-280

*Sizes indicated are based on Hose O.D. only. If sleeve is to be placed over fittings, a larger sleeve size may be required, depending on type of fitting used.

Hose Accessories

PART NUMBER	STEEL PROT. COIL SPRING* 900564 (DASH SIZE)	PLASTIC COIL SLEEVE 900952 (DASH SIZE)	STEEL PROT. COIL SLEEVE* 900705 (DASH SIZE)	SUPPORT CLAMP 900729 (DASH SIZE)	INTERNAL SUPPORT COIL	NYLON SLEEVE* FC425 (DASH SIZE)	FIRESLEEVE* 624 (DASH SIZE)	FIRESLEEVE CLAMP FF9217 (DASH SIZE)	HEAVY DUTY SUPPORT CLAMP FF9031 (DASH SIZE)
FC555-16	-7S	-16	-7S	-25		-24	-24	-0648S	-357
FC555-20	-9S	-22	-9S	-10		-28	-30	-0648S	-422
FC558-10	-4S	-12	-4S	-5	222005-21C	-20	-18	-0630S	-239
FC558-12	-5S	-16	-5S	-8	222005-13C	-20	-20	-0630S	-266
FC558-16	-6S	-16	-14S	-27	222005-14C	-24	-24	-0648S	-320
FC558-20	-7S	-22	-7S	-10	222005-15C	-28	-30	-0648S	-381
FC558-24	-9S	-22	-9S	-12	222005-17C	-32	-32	-0648S	-445
FC563-08	-15S	-12	-3S	-5		-16	-16	-0622S	-205
FC563-12	-5S	-16	-14S	-9		-20	-22	-0648S	-280
FC563-16	-6S	-16	-6S	-2S		-24	-26	-0648S	-334
FC563-20	-7S	-22	-7S	-11		-28	-30	-0648S	
FC563-24	-9S	-22	-9S	-28		-32	-32	-0648S	
FC563-32	-10S	-30	-10S	-14		-40	-42	-0648S	
FC606-16	-7S	-22	-7S	-10	222005-15C	-28	-30	-0648S	-422
FC606-20	-8S	-30	-8S	-13	222005-17C	-38	-38	-0648S	-508
FC606-24	-10S	-30	-10S	-14	222005-18C	-40	-42	-0648S	-572
FC611-04	-1S	-6	-1S	-1		-12	-11	-0622S	-137
FC611-06	-15S	-10	-2S	-3		-16	-14	-0622S	-174
FC611-08	-3S	-10	-3S	-5		-16	-16	-0630S	-205
FC611-12	-5S	-16	-5S	-8		-24	-24	-0630S	-280
FC611-16	-7S	-22	-6S	-25		-24	-24	-0648S	-357
FC611-20	-9S	-30	-8S			-32	-30	-0648S	-422
FC611-24	-8S	-30	-8S			-38	-38	-0648S	-483
FC611-32	-13S	-30	-12S	-30	222005-19C	-46	-46	-0664C	-635
FC619-12	-6S	-16	-6S	-27		-24	-26	-0648S	-300
FC619-16	-6S	-22	-7S	-25		-28	-28	-0643S	-381
FC619-20	-8S	-22	-9S	-12		-32	-32	-0648S	-445
FC619-24	-10S	-30	-15S	-29		-38	-38	-0648S	-508
FC619-32	-13S		-16S	-30		-46	-46	-0664C	-635
FC636-12	-5S	-16	-14S	-27		-24	-24	0643S	-300
FC636-16	-6S	-22	-7S	-25		-28	-28	-0643S	-381
FC636-20	-8S	-22	-10S	-28	222005-17C	-32	-38	-0648S	
FC636-24	-8S	-30	-10S	-29	222005-18C	-38	-38	-0648S	
FC650-04	-1S	-6	-1S	-1		-12	-11	-0622S	
FC650-06	-2S	-10	-2S	-21		-16	-14	-0622S	-160
FC650-08	-14S	-12	-3S	-4	222005-10C	-16	-16	-0622S	-190
FC650-10		-12	-3S	-5		-16	-16	-0622S	-205
FC650-12	-54S	-16	-5S	-6		-20	-20	-0630S	-254
FC665-06	-12S	-8	-13S	-2		-12	-12	-0622S	-150
FC665B0	-1S	-6	-1S	-1		-12	-9	-0622S	
FC665R04	-1S	-6	-1S	-1		-12	-9	-0622S	
FC665Y04	-1S	-6	-1S	-1		-12	-9	-0622S	
FC690-04RL**		-6	-1S	-1		-12	-11	-0622S	-137

*Sizes indicated are based on Hose O.D. only. If sleeve is to be placed over fittings, a larger sleeve size may be required, depending on type of fitting used.

Hose Accessories

PART NUMBER	STEEL PROT. COIL SPRING* 900564 (DASH SIZE)	PLASTIC COIL SLEEVE 900952 (DASH SIZE)	STEEL PROT. COIL SLEEVE* 900705 (DASH SIZE)	SUPPORT CLAMP 900729 (DASH SIZE)	INTERNAL SUPPORT COIL	NYLON SLEEVE* FC425 (DASH SIZE)	FIRESLEEVE* 624 (DASH SIZE)	FIRESLEEVE CLAMP FF9217 (DASH SIZE)	HEAVY DUTY SUPPORT CLAMP FF9031 (DASH SIZE)
FC690-06RL		**	-10	-2S	-3		-16	-14	-0622S -171
FC690-08RL		**	-12	-3S	-5		-16	-16	-0622S -205
FC690-4									-127
FC690-5									-150
FC690-6									-171
FC690-8									-205
FC690-10									-239
FC690-12									-266
FC690-16									-334
FC693-04	-1S	-8	-13S	-2		-12	-12	0622S	
FC693-06	-1S	-10	-2S	-4		-16	-16	-0622S	
FC693-08	-3S	-12	-3S	-5		-18	-18	-0622S	
FC700-10	-4S	-12	-4S	-6		-20	-18	-0630S	-239
FC700-12	-6S	-16	-14S	-9		-20	-22	-0648S	
FC700-16	-7S	-22	-6S	-25		-24	-26	-0648S	-357
FC700-20	-8S	-22	-9S	-12		-32	-32	-0648S	-445
FC701-12	-6S	-16	-14S	-9		-20	-22	-0648S	
FC701-16	-7S	-22	-6S	-25		-24	-26	-0648S	-357
FC701-20	-8S	-22	-9S	-12		-32	-32	-0648S	-445
FC702-12	-6S	-16	-14S	-27		-24	-26	-0648S	-300
FC702-16	-7S	-22	-6S	-25		-24	-26	-0648S	-357
FC765-06	-12S	-8	-13S	-2		-12	-12	-0622S	-150
FC765B04	-1S	-6	-1S	-1		-12	-9	-0622S	
FC765R04	-1S	-6	-1S	-1		-12	-9	-0622S	
FC765Y04	-1S	-6	-1S	-1		-12	-9	-0622S	
FC802-04	-1S	-6	-1S	-1		-12	-11	-0622S	
FC802-06	-2S	-8	-2S	-4		-16	-14	-0622S	
FC802-08	-14S	-10	-3S	-4		-16	-16	-0622S	
FC802-10	-4S	-12	-4S	-5		-20	-18	-0630S	
FC802-12	-4S	-16	-5S	-8		-20	-20	-0648S	
FC802-16	-6S	-16	-14S	-27	222005-14C	-24	-24	-0648S	
GH120-4	-1S	-8	-13S	-2		-12	-12	-0622S	-137
GH120-6	-2S	-10	-2S	-3		-16	-16	-0622S	-171
GH120-8	-14S	-12	-3S	-5		-16	-18	-0622S	-205
GH120-10	-54S	-16	-5S	-6		-20	-20	-0630S	-239
GH120-12	-5S	-16	-6S	-9	222005-14C	-22	-22	-0648S	-280
GH120-16	-7S	-22	-7S	-10	222005-15C	-24	-28	-0648S	-357
GH120-20	-9S	-30	-8S			-32	-30	-0648S	-422
GH120-24	-10S	-30	-15S	-29		-38	-38	-0648S	-508
GH120-32	-13S	-30	-12S	-30	222005-19C	-46	-46	-0664C	-635
GH134-6	-12S	-8	-13S	-2		-12	-12	-0622S	-150
GH134-8	-2S	-10	-2S	-21		-16	-14	-0622S	-174
GH134-10	-14S	-12	-3S	-4		-16	-16	-0622S	

*Sizes indicated are based on Hose O.D. only. If sleeve is to be placed over fittings, a larger sleeve size may be required, depending on type of fitting used.

Hose Accessories

PART NUMBER	STEEL PROT. COIL SPRING* 900564 (DASH SIZE)	PLASTIC COIL SLEEVE 900952 (DASH SIZE)	STEEL PROT. COIL SLEEVE* 900705 (DASH SIZE)	SUPPORT CLAMP 900729 (DASH SIZE)	INTERNAL SUPPORT COIL	NYLON SLEEVE* FC425 (DASH SIZE)	FIRESLEEVE* 624 (DASH SIZE)	FIRESLEEVE CLAMP FF9217 (DASH SIZE)	HEAVY DUTY SUPPORT CLAMP FF9031 (DASH SIZE)
GH134-12	-4S	-12	-4S	-6		-20	-18	-0633S	
GH194-04	-1S	-6	-1S	-1		-12	-11	-0622S	-137
GH194-06	-2S	-10	-2S	-3		-16	-14	-0622S	-174
GH194-08	-15S	-10	-3S	-5		-16	-16	-0622S	-205
GH194-10	-4S	-12	-4S	-6		-20	-18	-0630S	-239
GH194-12	-5S	-16	-5S	-8	222005-14C	-24	-22	-0648S	-280
GH194-16	-6S	-22	-6S	-25	222005-15C	-24	-26	-0648S	-357
GH194-20	-9S	-30	-8S	-1		-32	-30	-0648S	-445
GH195-4	-1S	-8	-13S	-2		-12	-12	-0622S	-150
GH195-6	-1S	-10	-2S	-4		-16	-16	-0622S	-190
GH195-8	-3S	-12	-3S	-5		-18	-18	-0622S	-222
GH195-10	-54S	-16	-5S	-6		-20	-20	-0630S	-266
GH195-12	-5S	-16	-6S	-9	222005-14C	-22	-22	-0648S	-300
GH195-16	-7S	-22	-9S	-10	222005-15C	-28	-28	-0648S	-381
GH195-20	-8S	-30	-10S	-12	222005-17C	-32	-32	-0664C	-483
GH195-24	-10S	-30	-11S	-13	222005-18C	-38	-38	-0648S	
GH195-32	-13S	-30	-12S	-30	222005-19C	-46	-46	-0664C	-635
GH493-6	-15S	-12	-3S	-5		-16	-16	-0622S	-205
GH493-8	-3S	-12	-4S	-6		-20	-20	-0648S	-239
GH493-10	-4S	-16	-5S	-8		-20	-22	-0648S	-280
GH493-12	-5S	-16	-6S	-27	222005-14C	-24	-24	-0648S	-300
GH493-16	-7S	-22	-7S	-10	222005-15C	-28	-28	-0648S	-381
GH493-20	-8S	-22	-10S	-28	222005-17C	-32	-38	-0648S	
GH493-24	-8S	-30	-10S	-29	222005-18C	-38	-38	-0648S	
GH493-32	-13S	-30	-11S	-31		-46	-46	-0664S	
GH506-12	-6S	-16	-6S	-24		-24	-26	-0648S	-320
GH506-16	-7S	-22	-7S	-10		-28	-30	-0648S	-381
GH506-20	-8S	-22	-9S	-28		-32	-32	-0648S	-445
GH663-4	-1S	-6	-1S	-1		-12	-11	-0622S	-137
GH663-6	-2S	-10	-2S	-3		-16	-14	-0622S	-174
GH663-8	-15S	-10	-3S	-5		-16	-16	-0622S	-205
GH663-12	-5S	-16	-5S	-8	222005-14C	-24	-22	-0648S	-280
GH663-16	-7S	-22	-6S	-25	222005-15C	-24	-26	-0648S	-357
GH663-20	-9S	-30	-8S			-32	-30	-0648S	-422
GH663-24	-8S	-30	-8S	-13		-38	-38	-0648S	-483
GH663-32	-13S	-30	-12S	-30	222005-19C	-46	-46	-0664C	-635
GH681-4	-1S	-6	-1S	-1		-12	-11	-0622S	-127
GH681-6	-12S	-10	-2S	-21		-16	-14	-0622S	-160
GH681-8	-14S	-12	-3S	-4		-16	-16	-0622S	-205
GH683-4		-6	-1S	-1		-12	-11	-0622S	-127
GH683-6	-12S	-10	-2S	-3		-16	-14	-0622S	-174
GH683-8	-15S	-10	-3S	-5		-16	-16	-0622S	-205
GH781-4	-1S	-8	-13S	-2		-12	-12	-0622S	-137

*Sizes indicated are based on Hose O.D. only. If sleeve is to be placed over fittings, a larger sleeve size may be required, depending on type of fitting used.

Hose Accessories

PART NUMBER	STEEL PROT. COIL SPRING* 900564 (DASH SIZE)	PLASTIC COIL SLEEVE 900952 (DASH SIZE)	STEEL PROT. COIL SLEEVE* 900705 (DASH SIZE)	SUPPORT CLAMP 900729 (DASH SIZE)	INTERNAL SUPPORT COIL	NYLON SLEEVE* FC425 (DASH SIZE)	FIRESLEEVE* 624 (DASH SIZE)	FIRESLEEVE CLAMP FF9217 (DASH SIZE)	HEAVY DUTY SUPPORT CLAMP FF9031 (DASH SIZE)
GH781-6	-2S	-10	-2S	-3		-16	-16	-0622S	-174
GH781-8	-14S	-12	-3S	-5		-16	-18	-0622S	-205
GH781-10	-4S	-12	-5S	-6		-20	-18	-0630S	-239
GH781-12	-5S	-16	-14S	-9	222005-14C	-24	-22	-0648S	-280
GH781-16	-7S	-22	-7S	-10	222005-15C	-24	-28	-0648S	-357
GH781-20	-7S	-22		-12		-28	-28	-0648S	-422
GH781-12	-5S	-16	-14S	-9	222005-14C	-24	-22	-0648S	-280
GH781-16	-7S	-22	-7S	-10	222005-15C	-24	-28	-0648S	-357
GH781-20	-7S	-22		-12		-28	-28	-0648S	-422
GH781-24									-508
GH781-32									-635
GH793-4	-1S	-8	-13S	-2		-12	-12	-0622S	-150
GH793-6	-15S	-10	-2S	-4		-16	-16	-0622S	-190
GH793-8	-3S	-12	-3S	-5		-16	-18	-0622S	-222
GH793-10	-4S	-16	-5S	-6		-20	-20	-0630S	-266
GH793-12	-5S	-16	-6S	-9	222005-14C	-20	-22	-0648S	-300
GH793-16	-7S	-22	-9S	-10	222005-15C	-24	-28	-0648S	-381
GH793-20	-8S	-30	-10S	-12	222005-17C	-32	-32	-0664C	-483
GH793-24	-10S	-30	-10S	-13	222005-18C	-38	-38	-0648S	
GH793-32	-13S	-30	-12S	-30	222005-19C	-46	-46	-0664C	-635
	-2S	-12	-3S	-6	222005-11C	-20	-18	-0622S	-174

*Sizes indicated are based on Hose O.D. only. If sleeve is to be placed over fittings, a larger sleeve size may be required, depending on type of fitting used.

Eaton
14615 Lone Oak Road
Eden Prairie, MN 55344
USA
Tel: 952 937-9800
Fax: 952 974-7722
www.hydraulics.eaton.com

Eaton
20 Rosamond Road
Footscray
Victoria 3011
Australia
Tel: (61) 3 9319 8222
Fax: (61) 3 9318 5714

Eaton
Dr.-Reckeweg-Str. 1
D-76532 Baden-Baden
Germany
Tel: (49) 7221 682-0
Fax: (49) 7221 682-788



Aeroquip

© 2003 Eaton Corporation
All Rights Reserved
Printed in USA
Document No. A-HOAS-MR001-E
Supersedes JA776
September 2003