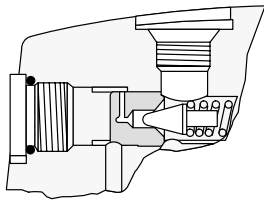


Relief Valves



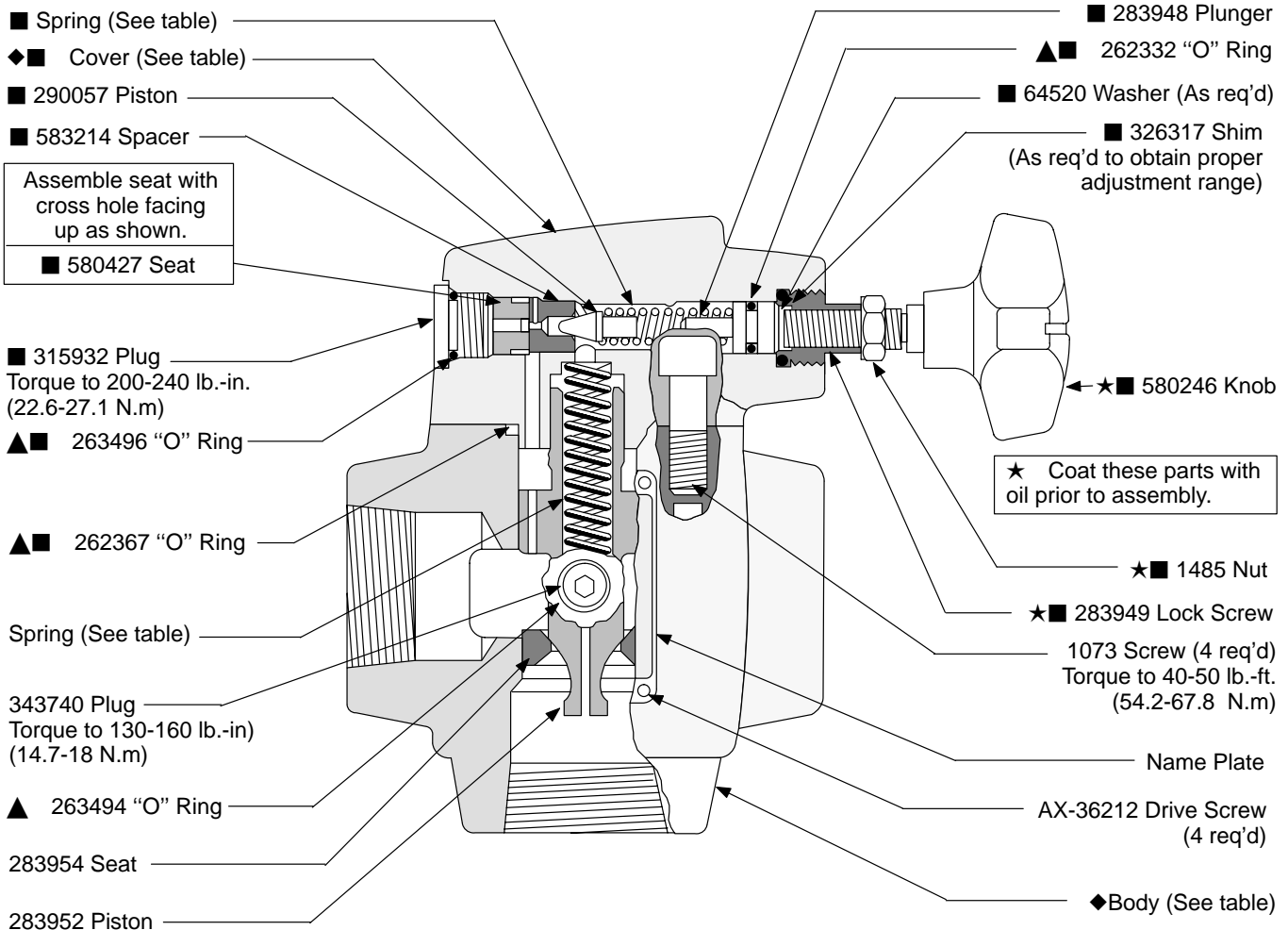
Balanced Piston Type Relief Valves

(F3)C*-10-*(V)(Y)-30



"Y" Cover Assembly
(See Table)

Model	◆ Cover	Spring	■ Spring	Pressure Range PSI	■ Included in Cover S/A
C*-10-B-30	581700	291822	2280	125-1000	941286
C*-10-BV-30		291821			-
C*-10-BVY-30	590304	291822	583937	500-2000	941287
C*-10-BY-30		291821			-
C*-10-C-30	581700	291822	2281	1500-3000	941288
C*-10-CV-30		291821			926596
C*-10-CVY-30	590304	291822			
C*-10-CY-30		291821			
C*-10-F-30	581700	291822			
C*-10-FV-30		291821			
C*-10-FVY-30	590304	291822			
C*-10-FY-30		291821			



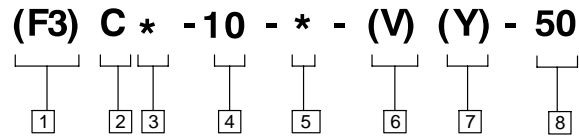
◆ Not available for sale.

▲ Included in F3 Seal Kit 920225

All seals, except interface, are F3. Use the F3 seal kit to service all units.

Model	◆ Body
CS-10-*(V)(Y)-30	580430
CT-10-*(V)(Y)-30	590300

Model Code Breakdown



1 Seals

F3 - Multi-fluid capability (Viton® seals)

Viton is a registered trademark of E.I. DuPont

2 Model Series

C - Relief valve

3 Threads

S - SAE straight
T - NPTF pipe

4 Size

10 - 1-1/4 inch

5 Pressure Range

B - 125-1000
C - 500-2000
F - 1500-3000

6 Vent Pressure

V - High vent pressure
(Omit for standard vent pressure.)

7 External Drain Feature

Y - Sequence valve
(Omit for standard relief.)

8 Design

For satisfactory service life of these components, use full flow filtration to provide fluid which meets ISO cleanliness code 18/15 or cleaner. Selections from Eaton OFF, OFR and OFRS filter series are recommended.

Printed in U.S.A.