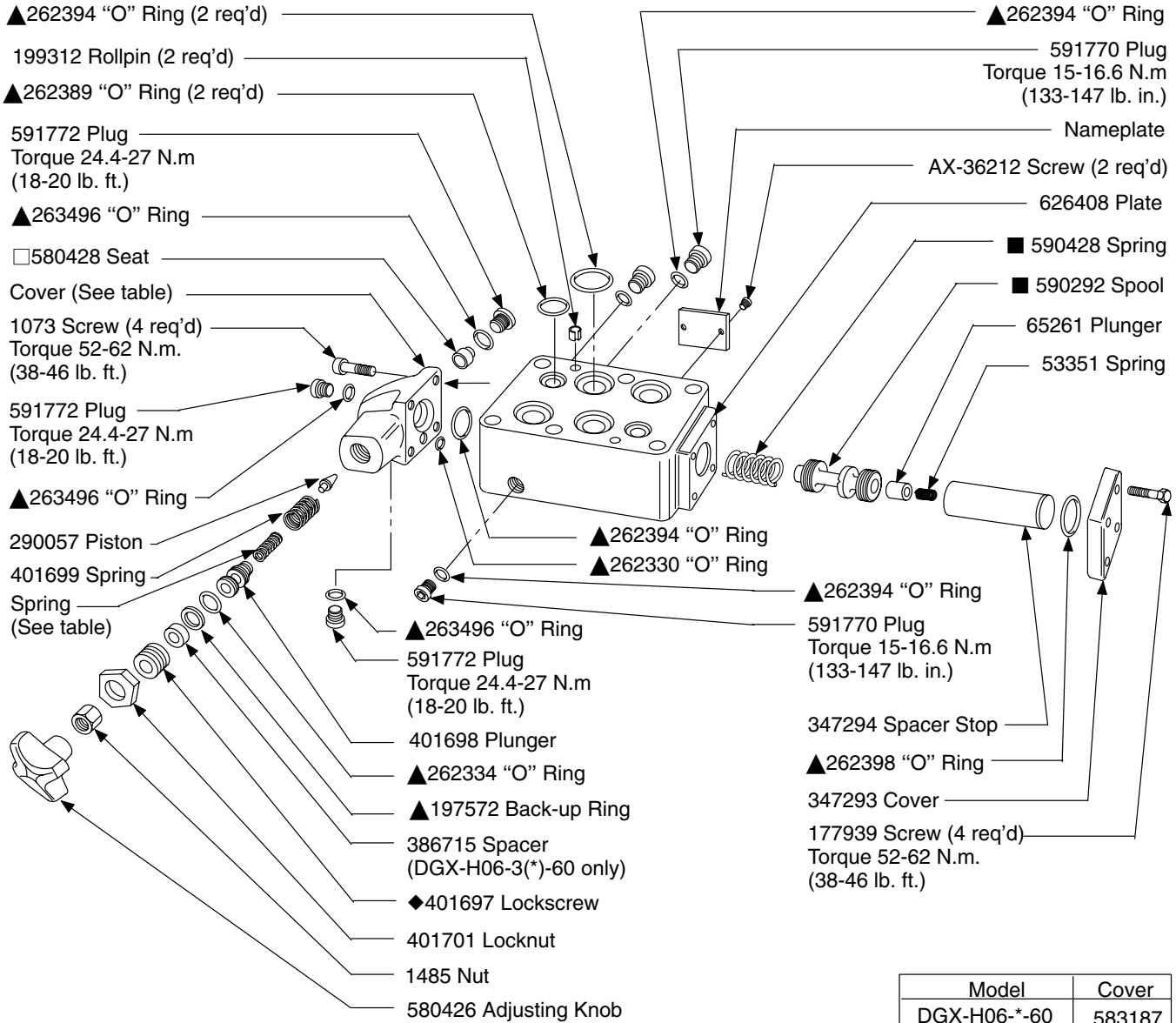


# Check Valves



## Pressure Reducing Valves

### (F3) DGX-H06-\*(\*)-60



▲ Service all units with F3 Seal Kit 920126

■ Included in Spool Kit 941390

◆ Assemble 401697 Lockscrew with stepped O.D. end toward 386715 Spacer or Plunger.

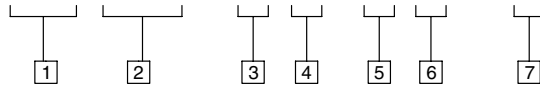
Model	Cover
DGX-H06-*-60	583187
DGX-H06-*E-60	626409
DGX-H06-*L-60	583187

Model	Spring
DGX-H06-1(*)-60	2280
DGX-H06-2(*)-60	583937
DGX-H06-3(*)-60	401700

**Note**  
Assemble seat in cover with crosshole pointing in direction of arrow. Coin piston to new seat.

# Model Code

**(F3) DGX - H 06 - \* (\*) - 60**



**1 Seal Material**

**F3** - Seals for mineral oil and fire resistant fluids

**2 Model Series**

Directional control, subplate or manifold mounted, pressure reducing module

**3 High Flow Capacity**

70 USgpm model

**4 Port Size**

**06** - 3/4 inch

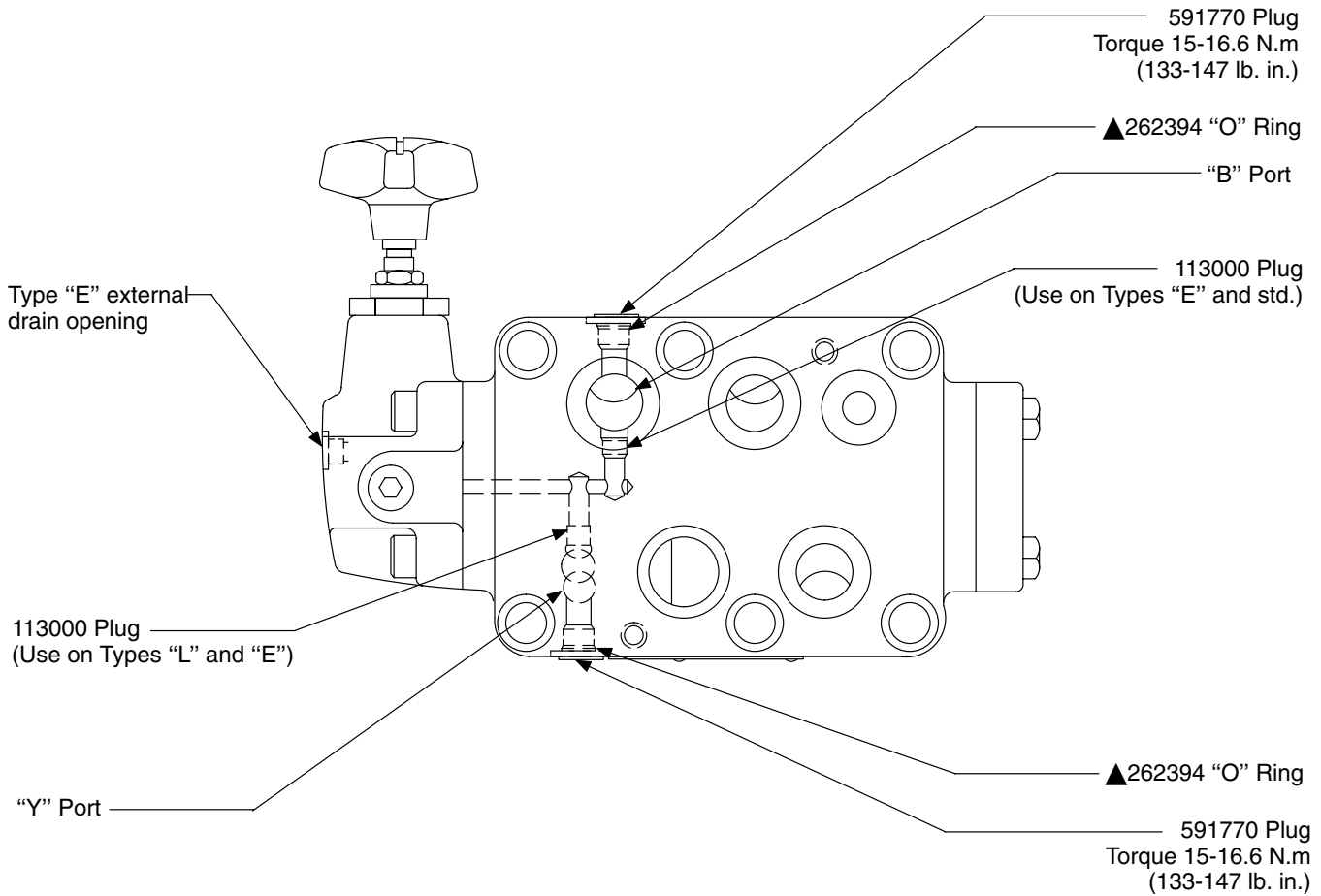
**5 Maximum Adjustable Pressure**

- 1 - 1000 PSI
- 2 - 2000 PSI
- 3 - 2850 PSI

**6 Flow**

- Omitted - Standard external drain to "Y" port
- E** - External drain thru cover
- L** - Internal drain to "B" port

**7 Design**



For satisfactory service life of these components, use full flow filtration to provide fluid which meets ISO cleanliness code 18/15 or cleaner. Selections from Eaton OFF, OFR and OFRS filter series are recommended.

Printed in U.S.A.