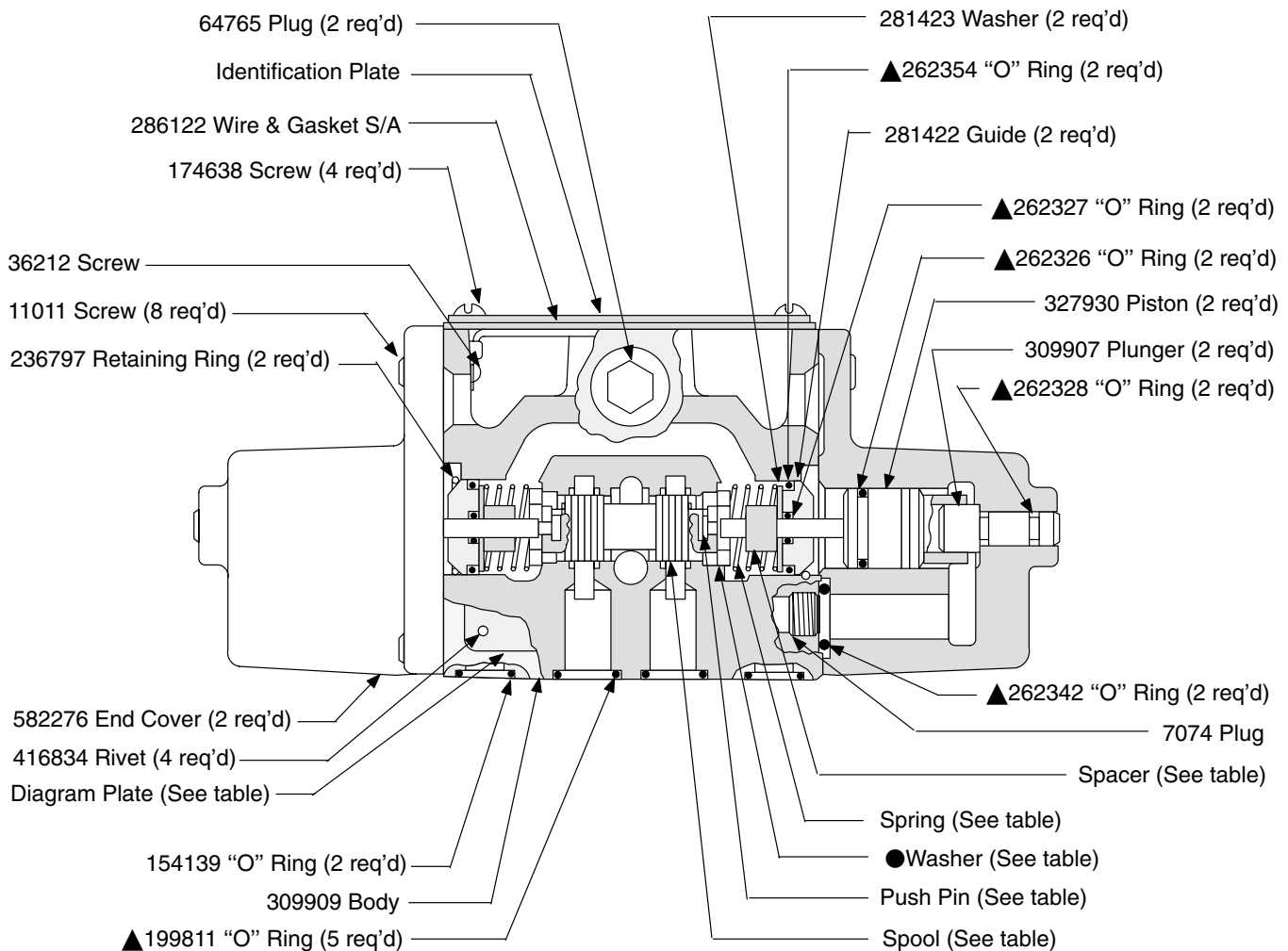


## Air Operated Directional Valve

**DG18S4-01\*\*C-52**  
**DG18S2-01\*\*A-52**  
**DG18S4-01\*\*A-52**



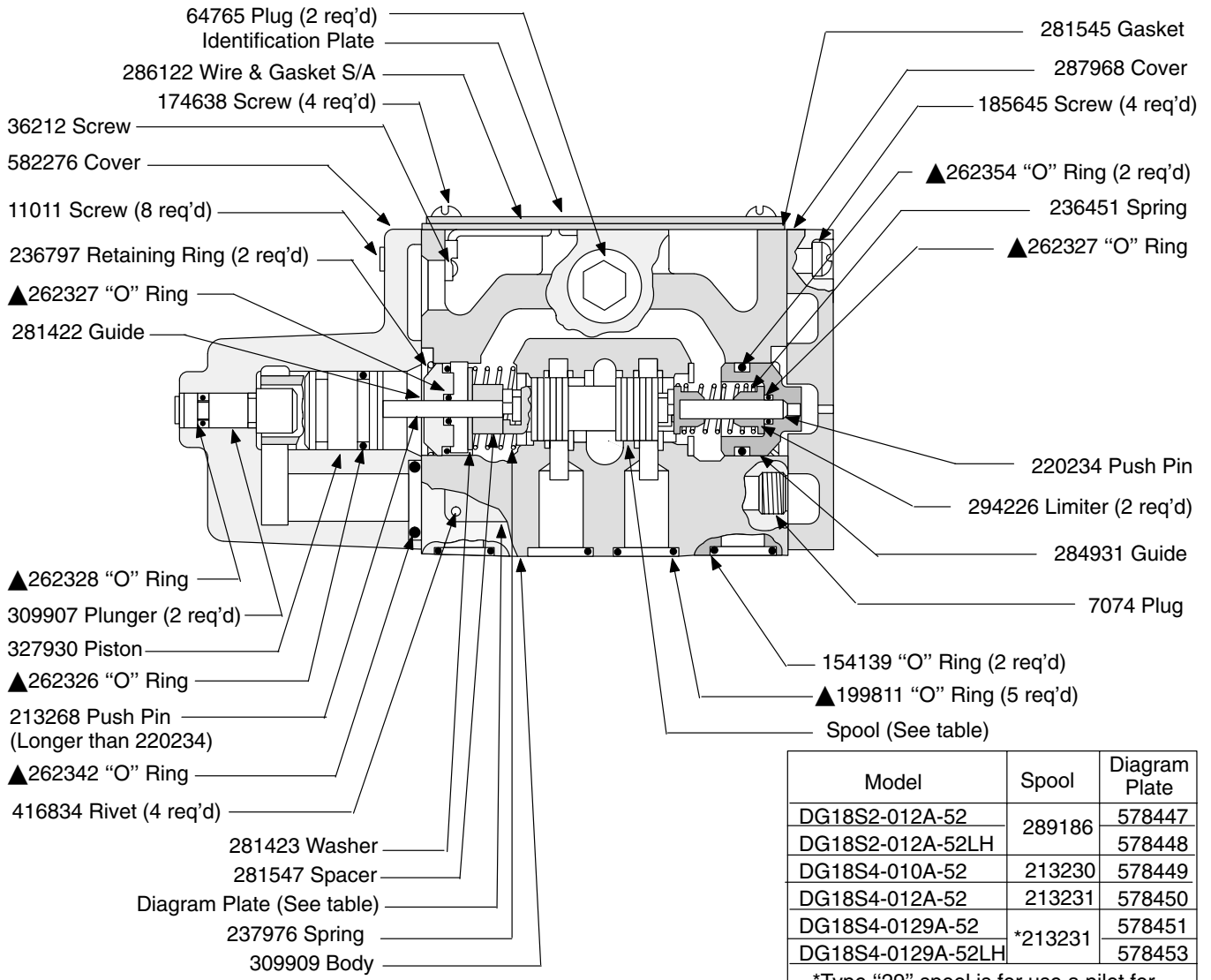
| Model           | Spool     | Washer (2 req'd) | Spring (2 req'd) | Spacer (2 req'd) | Push Pin (2 req'd) | Diagram Plate |
|-----------------|-----------|------------------|------------------|------------------|--------------------|---------------|
| DG18S4-010C-52  | 213230    | 211846           | 290072           | 213273           | 213268             | 578447        |
| DG18S4-011C-52  | 276278    |                  |                  |                  |                    | 578448        |
| DG18S4-012C-52  | 213231    |                  |                  |                  |                    | 578449        |
| DG18S4-013C-52  | 239903    |                  |                  |                  |                    | 578450        |
| DG18S4-016C-52  | 213232    |                  |                  |                  |                    | 578451        |
| DG18S4-017C-52  | 236624    |                  |                  |                  |                    | 578453        |
| DG18S4-018C-52  | 235637    | 283637           | 217323           | 297745           | 290264             | 578455        |
| DG18S4-0133C-52 | 236615    | 211846           | 290072           | 213273           | 213268             | 578456        |
| DG18S4-0169C-52 | **213232  |                  |                  |                  |                    | 578452        |
| DG18S4-0179C-52 | ***236624 |                  |                  |                  |                    | 578454        |

▲ Included in 919681 Seal Kit

● Assemble on spool with sharp edge facing spring.

\*\*Type "69" spool is for use a pilot for spring centered two-stage valves only.

\*\*\*Type "79" spool is for use as a pilot for pressure centered two stage valves only.



▲Included in 919681 Seal Kit

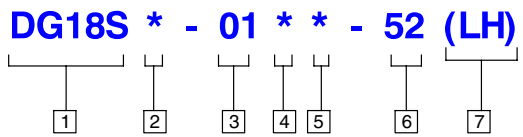
RH Assembly shown. The body is reversed for LH Assembly.

| Model             | Spool   | Diagram Plate |
|-------------------|---------|---------------|
| DG18S2-012A-52    | 289186  | 578447        |
| DG18S2-012A-52LH  |         | 578448        |
| DG18S4-010A-52    | 213230  | 578449        |
| DG18S4-012A-52    | 213231  | 578450        |
| DG18S4-0129A-52   | *213231 | 578451        |
| DG18S4-0129A-52LH |         | 578453        |

\*Type "29" spool is for use a pilot for spring offset two-stage valves only.

Use Diagram Plate 578464 for DG18S4LH models with a "0" or "2" spool

## Model Code Breakdown



|   |   |  |
|---|---|--|
| <b>1 Model Series</b><br>DG18S - Directional valve, subplate mounted, air operated with sliding spool | <b>3 Series</b>   | <b>6 Design</b>  |
| <b>2 Flow Directions</b><br>2 - 2 way<br>4 - 4 way  | <b>4 Spool Type</b>   | <b>7 Left Hand Assembly</b><br>(Spring offset models only) |
|   | <b>5 Spool/Spring Arrangement</b><br>A - Spring offset<br>C - Spring centered |  |

For satisfactory service life of these components, use full flow filtration to provide fluid which meets ISO cleanliness code 18/15 or cleaner. Selections from Eaton OFP, OFR and OFRS filter series are recommended.