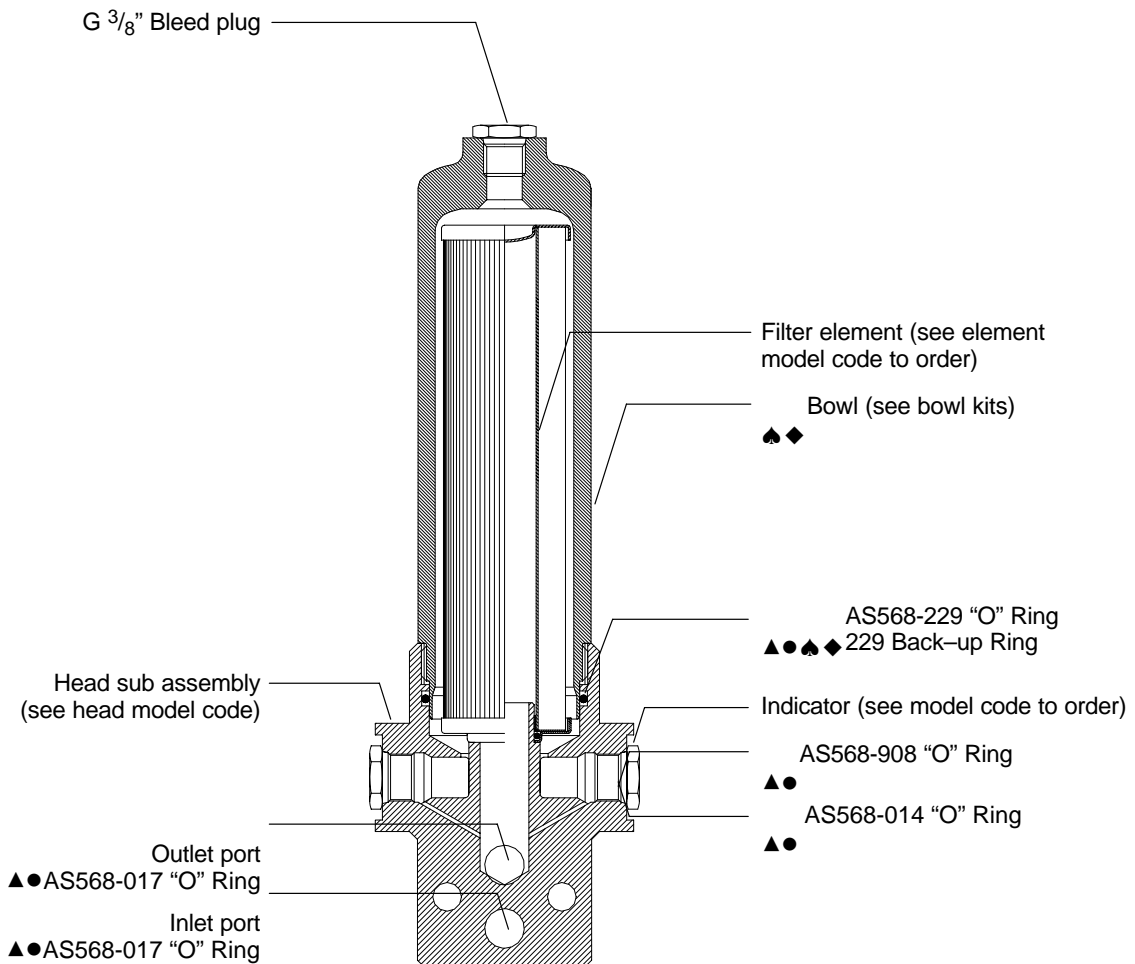


M360 Series High Performance Medium Pressure Filter Flows to 114 L/min 210 bar



CAUTION

Before servicing the element, the bleed plug in filter housing must be loosened to relieve hydraulic pressure. This will minimize fluid overflow.



NOTE: Bowl kits contain Buna-N seals, to order Viton seals, replace **B** in part number with a **V**.

Example:

From: P-133238-01**B**, for Buna.

To: P-133238-01**V**, for Viton.

- ▲ Included in seal kit P-427466-34 Buna
- Included in seal kit P-427466-36 Viton
- ◆ Included in length 1 Bowl kit P-133238-01B
- ♣ Included in length 2 Bowl kit P-133238-02B

Eaton Hydraulics, Incorporated
14615 Lone Oak Road
Eden Prairie, MN 55344
U.S.A.



Servovalve Sandwich Plates

Design Specifications

Sandwich plates are available to mount the M360 Series filter with a Vickers SM4-20 and SM4-40 series servovalves. In addition, standard sandwich plates are available for mounting either CETOP3 or CETOP5 valves.

Sandwich plates are supplied with Viton seals. Sandwich plate mounting bolts are available and must be ordered separately. Refer to the table below for bolt kit numbers.

Sandwich Plate Material	Weight	
	SM4-20 Kg	SM4-40 Kg
Steel	5,9	7,3

Model	Sandwich Plate	Bolt Kit	Bolt Size
SM4-20	P-233639	BKDFN01624	1/4-20 x 4-1/2"
SM4-40	P-233640	BK590735	5/16-18 x 5-1/4"
CETOP3	P-334115	*	*
CETOP5	P-334116	*	*

* Bolt kits will vary with valves and sandwich plates. Refer to Vickers drawing I-521750 for available kits.

Dimensions

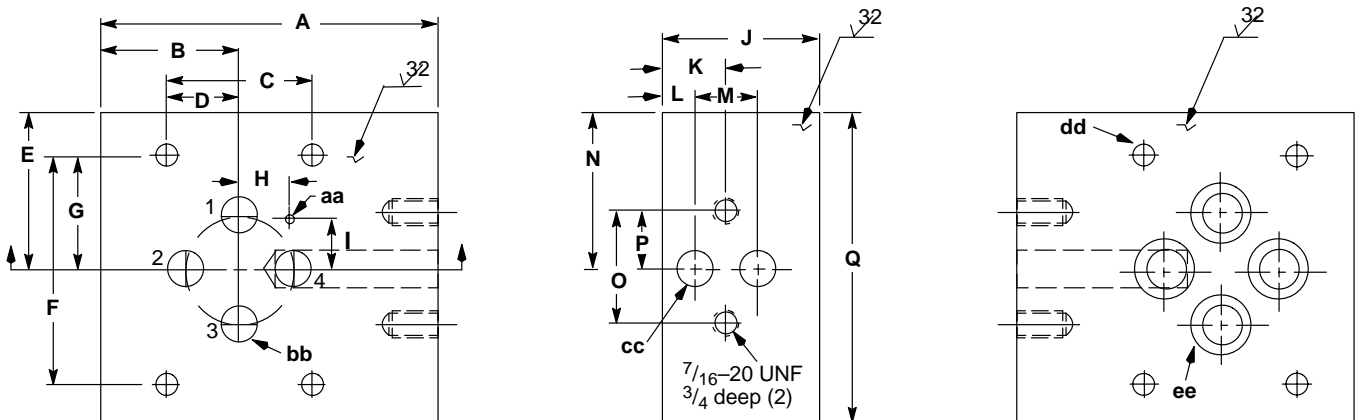
mm (inch)

Model	A	B	C	D	E	F	G	H	I	J	K	L	M	N	O	P	Q
SM4-20	120,7	50,8	65,0	30,2	50,8	44,5	22,4	12,7	9,9	63,5	25,7	13,0	25,4	50,8	46,0	23,1	101,6
SM4-40	139,7	57,2	60,5	32,5	63,5	92,2	22,4	20,6	20,6	63,5	25,7	13,0	25,4	63,5	22,4	23,1	127,0

NOTE: SM4-20 cover must be rotated 90° for use with this assembly.

Model	aa	bb	cc	dd	ee
SM4-20	2,5 4,0	8,6	16,0	8,3	13,5
SM4-40	4,06	14,7	16,0	8,3	22,1

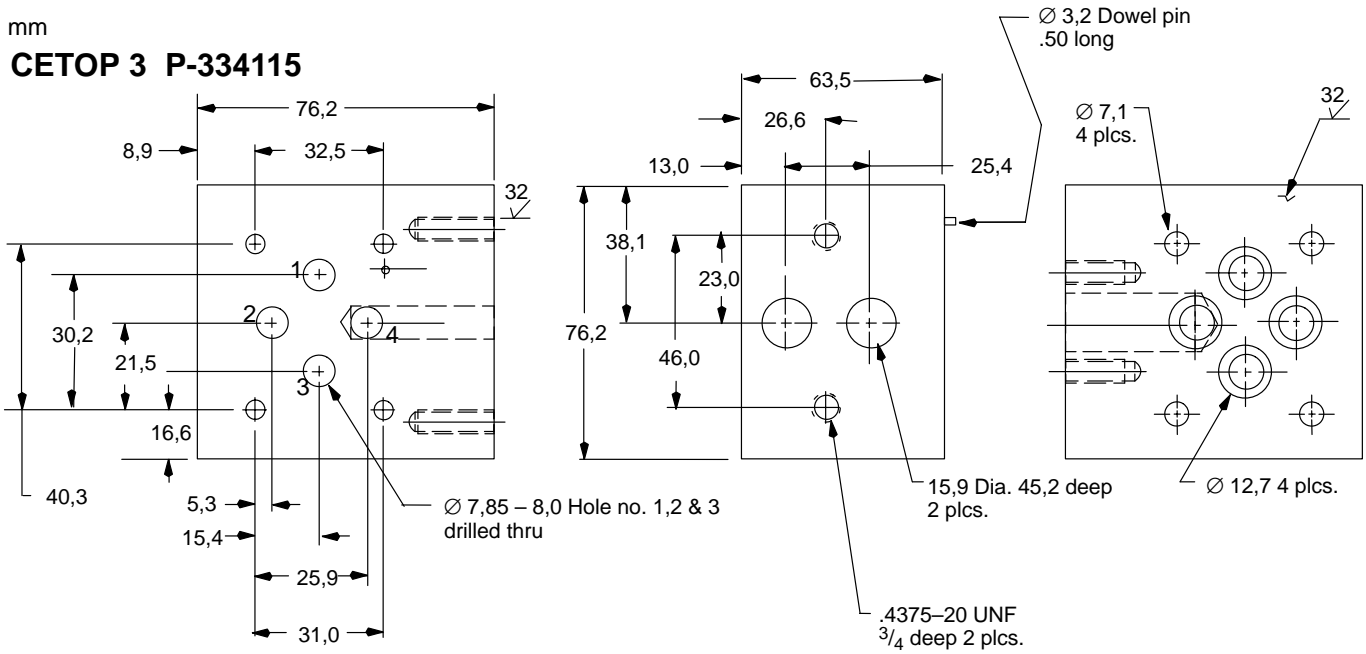
SM4-40 sandwich plate shown



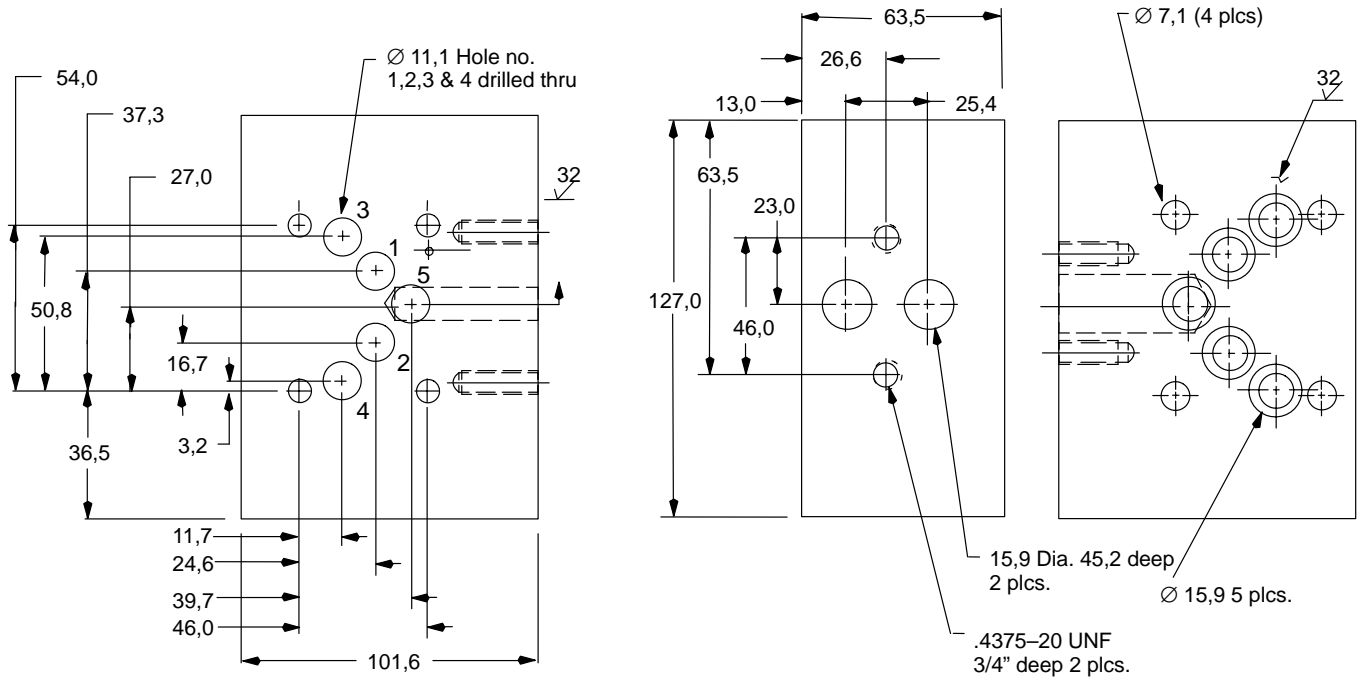
Proportional Valve Sandwich Plates Dimensions

mm

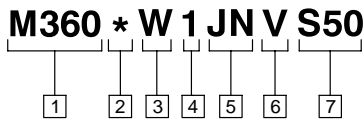
CETOP 3 P-334115



CETOP 5 P-334116



Head Sub Assembly Model Code



1 Filter series

M360

2 Element collapse rating

1 – 10 bar
4 – 210 bar (H-Pak only)

3 Port option

W – Sandwich plate mount – vertical bowl

4 Valve option

1 – Non-bypass

5 ΔP indicator & receptacle options

First designator (Indicator type)

J – No ΔP indicator

Second designator (Electrical receptacle)

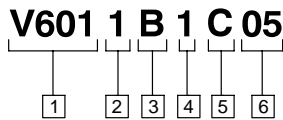
N – No receptacle – Use with visual ΔP indicator

6 Seal material

V – Viton–A

7 S50 Head sub assembly

Element Model Code



1 Filter element

V601 – For use with M360 & 610 series filters

2 Element collapse rating

1 – 10 bar
4 – 210 bar (H-pak only)

3 Seal material

B – Buna–N
V – Viton–A

4 Bowl length mm Element length mm

1 – 165	101
2 – 259	203

5 Element construction

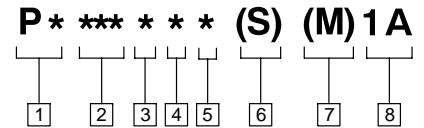
C – C-pak media with epoxy bond (10 bar collapse) grade 3, 5, 10
H – H-pak high collapse media (210 bar collapse) grade 3, 10

6 Fluid cleanliness ratings

Code	Fluid cleanliness level
03	16/14/12 or better
05	18/16/14 or better
10	20/18/15 or better

The table above assumes limited ingress and a single pass of pump flow through the element. For more detailed information, please consult Vickers Guide to Systemic Contamination Control or contact your local Vickers Distributor.

Differential Pressure Indicator Model Code



1 Style option

PV – Visual
PE – Electrical
PD – Electrical/Visual

2 Actuation pressure option

015 – $1 \pm 0,3$ bar
035 – $2,4 \pm 0,35$ bar
070 – $4,8 \pm 0,5$ bar
(not an option with 330/340 filters)
090 – $6,2 \pm 0,7$ bar
(330/340 filters only)
100 – $6,9 \pm 0,85$ bar

3 Thermal lockout option

N – No thermal lockout
T – Thermal lockout
standard TLO= $80 \pm 20^\circ$ F ($27 \pm 11^\circ$ C)

4 Seal option

1 – Buna-N
2 – Viton

5 Receptacle option

B – 5-pin Brad Harrison (41512)
(not an option with visual indicator)
H – Hirschman (DIN 43650)
(not an option with visual indicator)
N – No receptacle (use with visual indicator)

6 Surge control option

None – No surge control
S – Surge control
(not an option with 330/340 filters)

7 Filter series option

None – Standard
M – 330/340 Series filters only

8 Revision level

1A – Original design series (1) and revision (A)